

# ClickBank Charisma

Copyright © 2020 Saikat & Pall Production. All rights reserved.

**YOUR RIGHTS:** This guide is restricted to your personal use only. It does not come with any other rights.

**LEGAL DISCLAIMER:** This guide is protected by international copyright law and may not be copied, reproduced, given away, or used to create derivative works without the publisher's expressed permission. The publisher retains full copyrights to this guide.

The author has made every reasonable effort to be as accurate and complete as possible in the creation of this guide and to ensure that the information provided is free from errors; however, the author/publisher/reseller assumes no responsibility for errors, omissions, or contrary interpretation of the subject matter herein and does not warrant or represent at any time that the contents within are accurate due to the rapidly changing nature of the Internet.

Any perceived slights of specific persons, peoples, or organizations are unintentional.

The purpose of this guide is to educate and there are no guarantees of income, sales or results implied. The publisher/author/reseller can therefore not be held accountable for any poor results you may attain when implementing the techniques or when following any guidelines set out for you in this guide.

Any product, website, and company names mentioned in this report are the trademarks or copyright properties of their respective owners. The author/publisher/reseller is not associated or affiliated with them in any way. Nor does the referred product, website, and company names sponsor, endorse, or approve this product.

**COMPENSATION DISCLOSURE:** Unless otherwise expressly stated, you should assume that the links contained in this guide may be affiliate links and either the author/publisher/reseller will earn a commission if you click on them and buy the product/service mentioned in this guide. However, the author/publisher/reseller disclaims any liability that may result from your involvement with any such websites/products. You should perform due diligence before buying the mentioned products or services.

This constitutes the entire license agreement. Any disputes or terms not discussed in this agreement are at the sole discretion of the publisher.

## **Our #1 Recommendation:**

New Wordpress Plugin Creates 100% AUTOMATED,  
100% "Done For You" CLICKBANK Affiliate Sites.  
Complete With Social Traffic!!

**=>>Check Out Here<<=**

Hi, struggling marketer,

Probably you are struggling for a long time, trying various products and spending a lot of money to establish a sustainable income online.

What if you could get the exact formula that we use to make \$3000 to \$5000 per month passively?

Today we are going to share our secret with you so that you can implement your own business and make a consistent income online. You just need to take action according to our guidelines. If you follow our formula you don't need any other thing to try. So please take action.

Everyone talks about affiliate marketing and how lucrative it is, but what exactly affiliate marketing is? Here's why you need to learn affiliate marketing perfectly.

In today's modern Digital Era, connecting consumers to products is now easier than ever. Businesses of all industries have learned to take advantage of this ever-expanding online marketplace and the most successful ones are using ClickBank. For that reason, it's best to learn affiliate marketing with ClickBank.

If you're wondering how to make money with ClickBank affiliate marketing, this detailed guide has all the answers for you.

ClickBank has been around for more than two decades in the affiliate marketing business.

But it still divides popular opinion like few other affiliate programs.

You might've heard great things about it from some marketers.

But you've also probably heard people say it's a scam, a rip-off, a waste of time, etc.

I've even heard a popular speaker say it's a database of crappy products no one wants to buy.

He's right.

But he's also wrong.

So what exactly is ClickBank, and is it still a viable affiliate platform for marketers like you?

That's what this guide is all about.

Even if you're a total newbie, don't worry.

We'll tell you precisely what ClickBank is, how to make it work for you, and generate a consistent stream of affiliate commissions from it.

Sounds interesting?

Keep reading.

### **What You'll Learn In This Guide:**

- How to get started with ClickBank as an affiliate marketer
- The one thing that'll help you differentiate between high-quality and low-quality products
- The key success factor for ClickBank affiliates

- The biggest mistake newbies make when promoting ClickBank products
- The proven way to consistently drive affiliate sales on ClickBank

## **What is ClickBank? - A Beginner's Intro to Understanding The Top Affiliate Network for Digital Marketers**

ClickBank is among the leading affiliate networks for digital products like eBooks, video tutorials, and software. It has been around since 1998, has more than 200 million customers around the globe, and claims to have created more than 1000 millionaires through its platform.



In easier words, ClickBank connects digital product creators with affiliate marketers.

ClickBank doesn't own the products listed on its marketplace. It only provides a platform for thousands of product owners to connect with affiliate marketers who wish to promote their products.

### **Why do product creators use it?**

To gain access to thousands of influential affiliate marketers who have their dedicated subscribers and followers. It's an easy and quick way to market your product to hundreds of thousands of people even if you have no following of your own.

### **Why do affiliates use ClickBank?**

To find high-quality products, promote them to their website visitors and subscribers, and earn a commission for every sale.

It's classic affiliate marketing just like any other leading affiliate marketing platform. But unlike Amazon Associates, ClickBank is a platform for digital products only.

Can you make money with ClickBank in 2020? Definitely yes!

The online education industry (most digital products fall into this category) is booming and is worth well over \$100 billion across the globe since people are consuming more digital info content on their smartphones than ever before.

Plus, the affiliate marketing industry is also growing steadily. In the U.S alone, affiliate marketing spending will exceed \$8 billion by 2022.



All this means that there has never been a better time to promote digital products as an affiliate marketer.

Does that mean you can pick any product from ClickBank, start posting your affiliate links everywhere, and become a successful affiliate marketer?

Not really.

Promoting products from ClickBank, or any other affiliate network requires careful planning and a long-term strategy.

Otherwise, you'll end up like the thousands of other wannabe affiliate marketers who think ClickBank is a useless platform.

We'll explain the strategy part later in this guide.

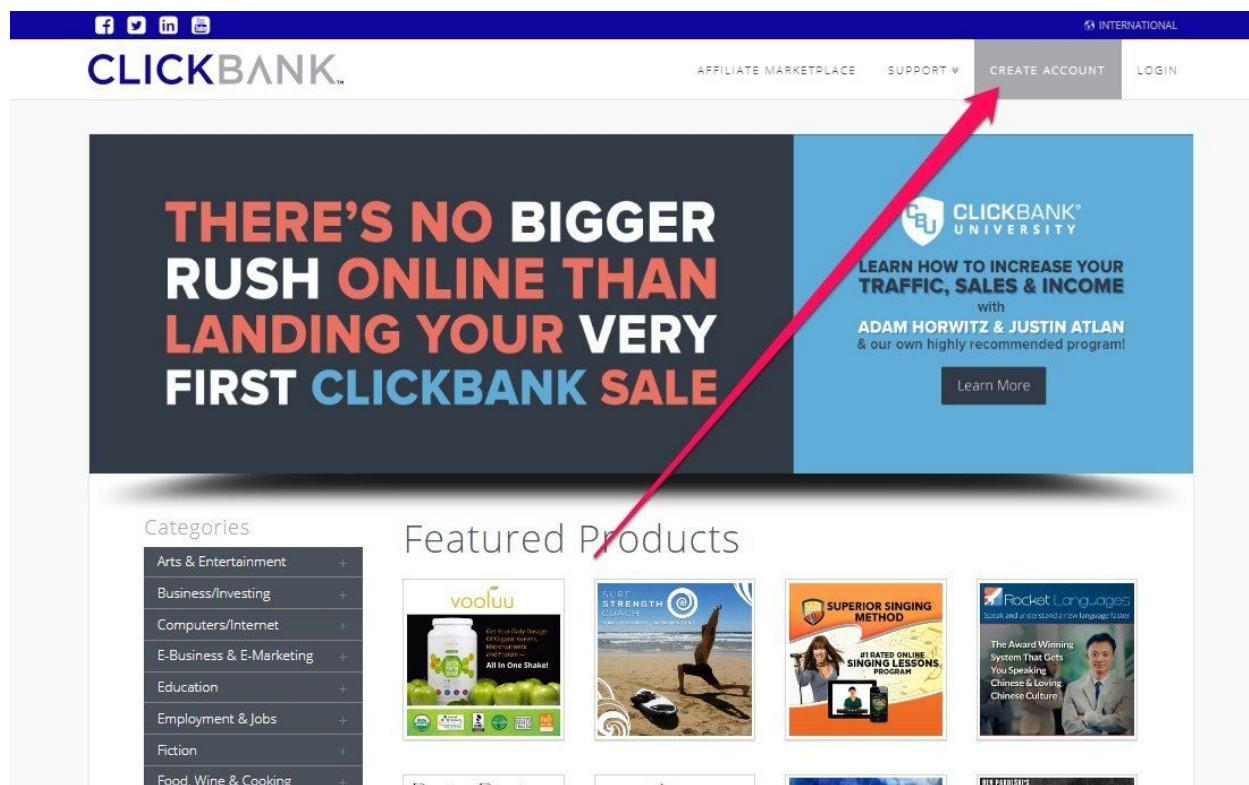
**How to make money with clickbank step by step 2020:**

**Steps To Sign-Up As A ClickBank Affiliate:**

ClickBank has recently changed its account creation process and made it much simpler and faster.



Click on the "Create Account" link on the top of your screen to go to the sign-up page.




There's nothing fancy on this page, just a simple sign-up form that you can fill in less than a minute.

CLICKBANK.

International ▾

ClickBank empowers entrepreneurs *just like you*, to grow your business online and live your life by design.

From landing your first sale to scaling your already thriving business, we're here to help you Make Bank.



Create Account

Sign in

It's 100% FREE to join!

Your information will never be shared or sold. Read Our Privacy Promise.

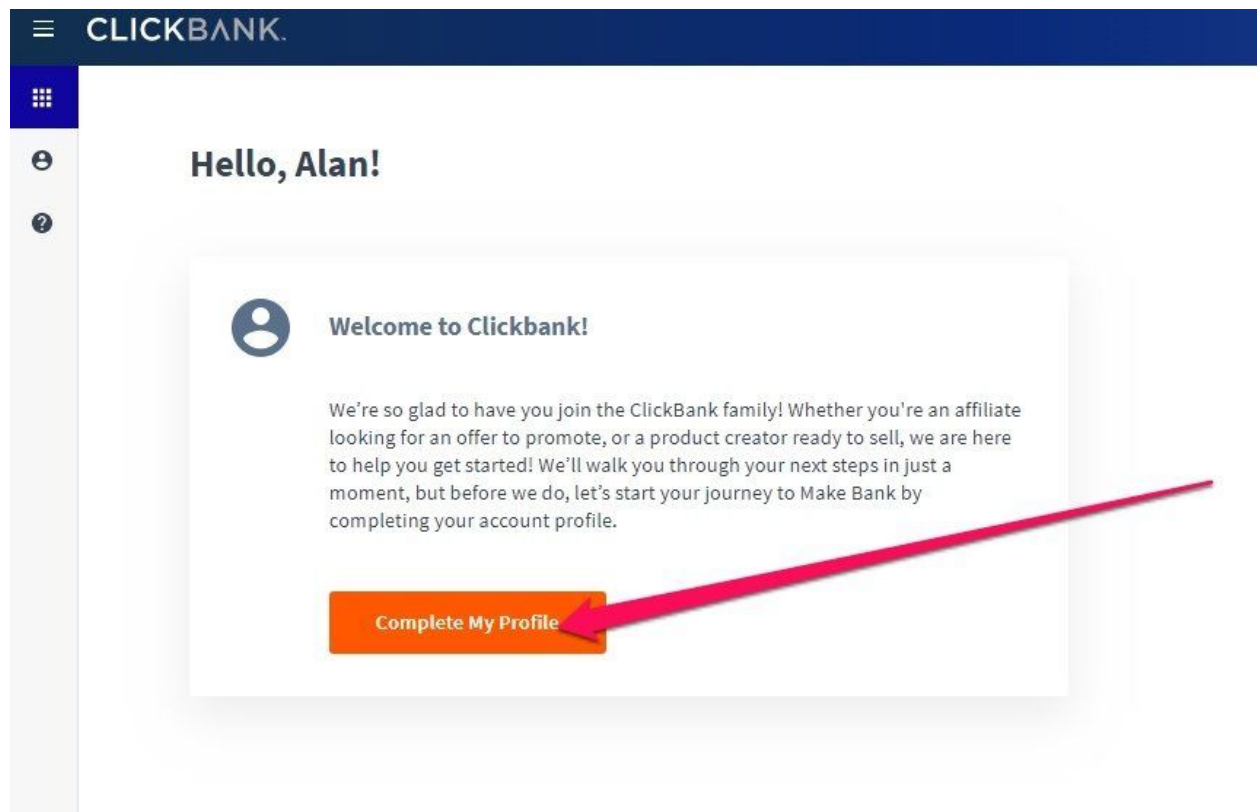
Country ▾

First Name

Last Name

This completes the basic account setup.

But before you get started, you need to complete your profile and payment information.

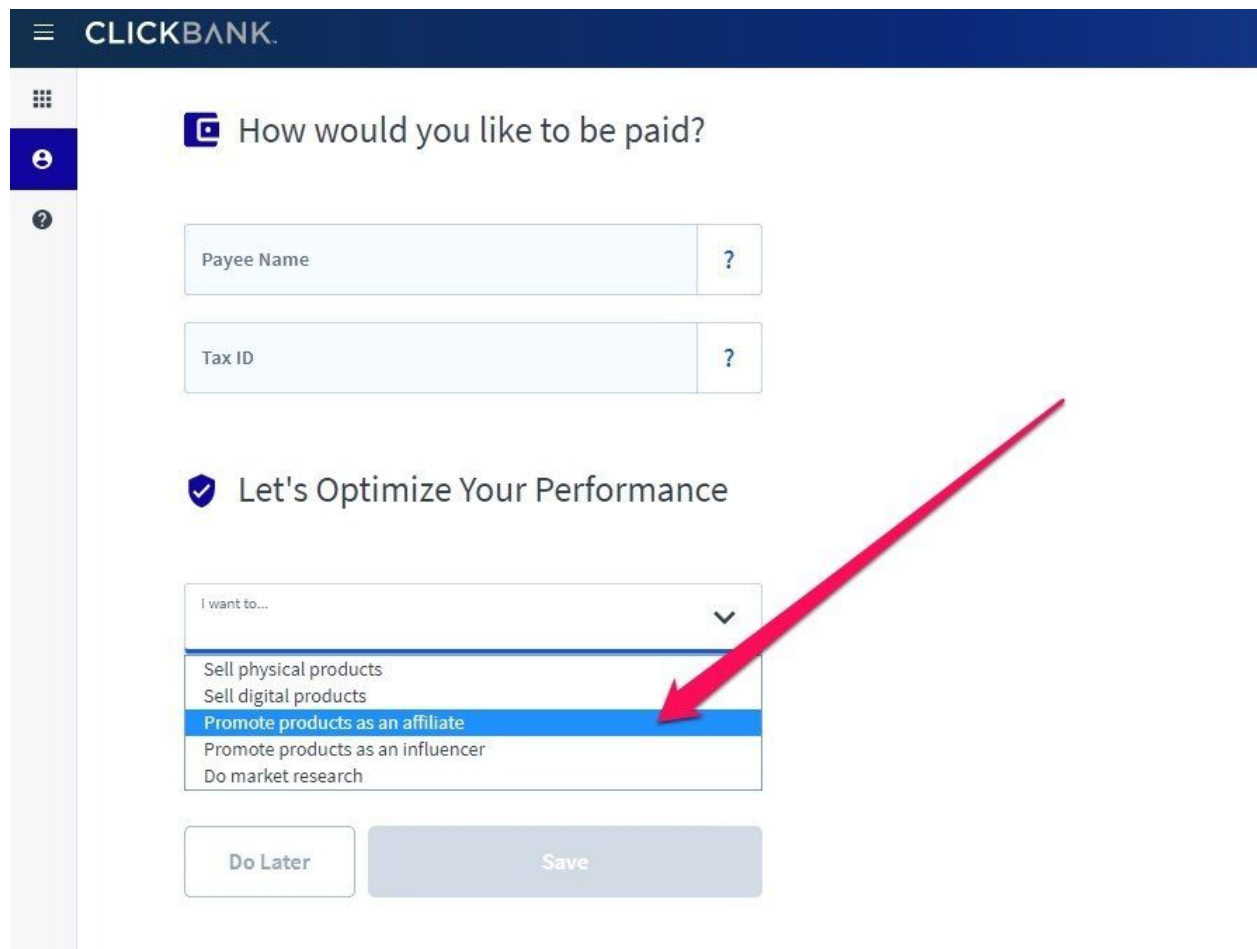


Again, you'll be taken to a basic information form where you need to submit your full address, payee name, etc.

If you're in the US, you'd also need to enter a valid Tax ID to get paid.

At the bottom of this form, there's a dropdown menu where you need to choose your account type.

Since you're joining ClickBank to promote products as an affiliate, choose the relevant option.



The image shows a ClickBank account setup form. At the top is a dark blue header with the ClickBank logo. On the left is a vertical sidebar with icons for a grid, a user profile, and a question mark. The main content area has a heading 'How would you like to be paid?' with a blue icon. Below this are two input fields: 'Payee Name' and 'Tax ID', each with a question mark icon to its right. Further down is a section titled 'Let's Optimize Your Performance' with a blue checkmark icon. Below this is a dropdown menu labeled 'I want to...' with a downward arrow. The dropdown is open, showing five options: 'Sell physical products', 'Sell digital products', 'Promote products as an affiliate' (which is highlighted in blue), 'Promote products as an influencer', and 'Do market research'. A large red arrow points from the top right towards the 'Promote products as an affiliate' option. At the bottom of the form are two buttons: 'Do Later' and 'Save'.

CLICKBANK.

How would you like to be paid?

Payee Name ?

Tax ID ?

Let's Optimize Your Performance

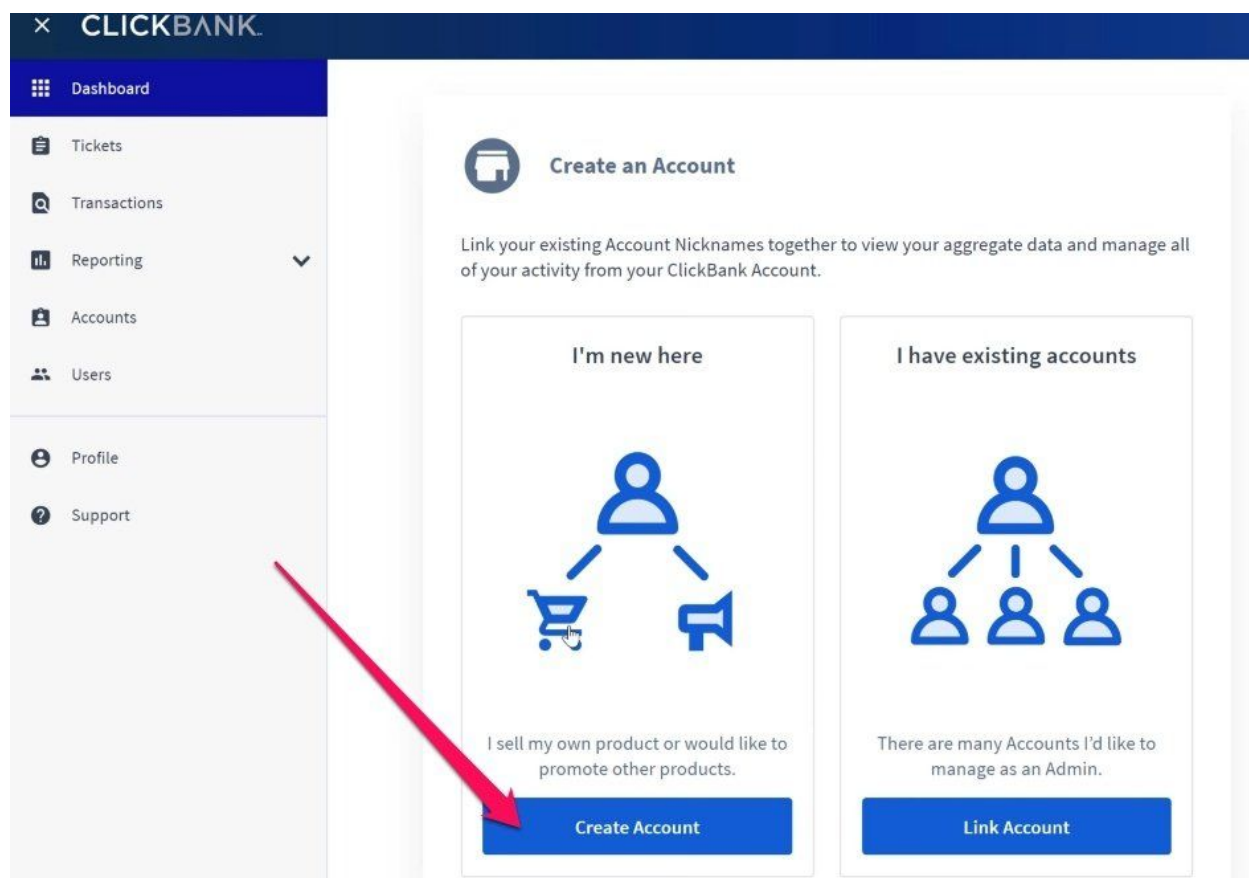
I want to... ▼

- Sell physical products
- Sell digital products
- Promote products as an affiliate
- Promote products as an influencer
- Do market research

Do Later Save

This takes you to your account dashboard where you're again asked to create an account. This step allows you to link your existing ClickBank accounts together (in case you already have one).

But since you want to start a new account, just choose the Create Account option under "I'm new here."



Again, choose "Affiliate" in account type and enter any nickname you'd like to use on ClickBank.

Keep in mind that your nickname will also become your username and cannot be changed later. So choose it carefully.

**Create Account**

Account Type  
**Affiliate (Promote products)**

Nickname  
**cbnick13**

Enter a unique name for this account.

- 5-10 characters
- Alphanumeric
- No spaces or punctuation
- Lowercase

**Congratulations, the Nickname is available!**

**Create Account**

**What is a nickname?**

Your Account Nickname is the ID for your account. It allows us to accurately track all the transactions related to your account, and will be displayed in the Memo of all payments you receive from ClickBank. Please note that because it will be used in all of your referral payment links, it will also be visible to purchasing customers during the order process.

Please note that Account Nicknames cannot be changed.

Once you complete this step, you'll get an account confirmation email with a verification link you need to click to activate your account.


Congratulations! You're now ready to promote ClickBank products as an affiliate marketer.

## **Ways To Get Paid on ClickBank:**

ClickBank supports four different payment modes.

- **Check:** ClickBank mails a paper check to your mailing address to the payee name you've entered in your account.
- **Direct Deposit:** ClickBank deposits the payment directly to your bank account (not available for all countries)
- **Wire Transfer:** For countries where payment via direct deposit isn't available, ClickBank offers wire transfer payments.
- **Payoneer:** Payoneer is an international payment service that gives you a virtual US or EU bank account where you can receive ACH transfer payments. You can also directly link your Payoneer account with ClickBank to receive funds.

You can configure your payment settings in the Account Settings tab on your main dashboard page.

**MY ACCOUNT:** 

**Payment InformationEditor -**

For more information regarding our payment policies, please refer to our [accounting policy](#).

\*Payment Threshold:

\*Payment Method: ☐ Check ☒ Direct Deposit

\*Payment Frequency: ☒ Weekly ☐ Bi-weekly

---


**Direct Deposit Information -**

\*Bank Country:

\*Bank City:

\*Bank Name:

[SAVE CHANGES](#) [CANCEL](#)



To set up payment by direct deposit, wire transfer, or Payoneer, you need to enter your bank account details.

Check, as I've already mentioned, are delivered to the mailing address you entered at the time of sign up.

### **Our #1 Recommendation:**

New Wordpress Plugin Creates 100% AUTOMATED,  
100% "Done For You" CLICKBANK Affiliate Sites.  
Complete With Social Traffic!!

**=>>Check Out Here<<=**



## ClickBank Affiliate Program - How Does It Work?

Once you sign up as an affiliate on ClickBank, you can immediately start promoting products to your audience.

But to identify the right products, you need to understand the different terminologies used on the platform.

Let me start with some basic terminologies.

- **Initial/Front-End Offer:** This is the product offer that you originally promote to a customer. It is usually a low priced product designed to turn a stranger into a customer so that more products can be pitched to them.
- **Upsell:** This is the higher-priced product that is pitched after a customer purchases your front-end offer.
- **One-Time Commission:** This is a commission type in which the affiliate is paid only once when the initial sale is made.
- **Recurring/Rebiling:** This is a commission type in which an affiliate keeps getting monthly or quarterly commissions for selling a membership product.

Pretty simple, right?

Let's move to the product listings now.

For example, here's an affiliate product from the ClickBank marketplace.

---

**Custom Keto Diet (view mobile)**  
Brand New Keto Diet Offer - Insane Conversions, Multiple Landers Including French & Spanish - Check Out Our Fully Customised Flow For Yourself & See Why We Have Such Insane Conversions - Cash In On The Multi Million Dollar Keto Craze Today.

Affiliate Page: <https://www.customketodiet.com/affiliates>  
Affiliate Support Contact: [jv@customketodiet.com](mailto:jv@customketodiet.com)

Avg \$/sale  
**\$40.02**

**PROMOTE**

**Stats:** Initial \$/sale: **\$28.54** | Avg %/sale: **68.0%** | Avg Rebill Total: **\$32.57** | Avg %/rebill: **75.0%** |  
Grav: **222.84**  
Cat: **Health & Fitness : Diets & Weight Loss**



---

Different sections within this listing will help you determine the potential of this offer.

Let me quickly describe them to you.

- **Initial \$/sale:** This is the average commission amount an affiliate earns for selling a ClickBank product. This also includes payments for any upsells that result from the initial sale. But it does NOT include recurring commission amounts.

- **Avg Rebill Total:** This is the average amount an affiliate makes from recurring commissions of a product. In the ClickBank affiliate marketplace, this amount is only displayed for subscription products.
- **Avg \$/sale:** This is the average amount of commission an affiliate earns for promoting a ClickBank product (initial+recurring commissions).
- **Avg %/sale:** This is the average commission percentage an affiliate earns for a product, including initial and recurring commissions, plus any upsells.
- **Avg %/Rebill:** This is the average recurring commission earned only on rebills.
- **Grav:** This particular stat is essential. Grav is the short form of Gravity, which is a unique ClickBank score that shows you the sales potential of a product by taking into account the number of affiliates who've earned a commission in the last 12 weeks promoting a product. A high Gravity score means the product is selling well, but it also means lots of affiliates are promoting it.
- **Cat:** This is the industry category of a product on ClickBank
- **Affiliate Page:** This is the URL of the affiliate page of the product, where you'll find the affiliate recruitment details plus promotional material for the product.

- **Affiliate Support Contact:** The email to contact the product owner

That's a lot to digest and can be a bit confusing, I know.

The two main things to look at in a product are it's Ave \$/sale and Grav score, plus if it offers one-time or recurring commissions.

With this info out of the way, let's see how you can find profitable ClickBank affiliate products.

### **Finding Profitable Affiliate Programs on ClickBank:**

There are a lot of trash products on ClickBank.

But there are some real gems listed there as well.

How do you find them?

Head over to the Clickbank Affiliate Marketplace and choose the industry in which you want to search for products.

Let's explore the Self-Help industry.

Categories
ARTS & ENTERTAINMENT
AS SEEN ON TV
BETTING SYSTEMS
BUSINESS / INVESTING
COMPUTERS / INTERNET
COOKING, FOOD & WINE
E-BUSINESS & E-MARKETING
EDUCATION
EMPLOYMENT & JOBS
FICTION
GAMES
GREEN PRODUCTS
HEALTH & FITNESS
HOME & GARDEN
LANGUAGES
MOBILE
PARENTING & FAMILIES
POLITICS / CURRENT EVENTS
REFERENCE
SELF-HELP
SOFTWARE & SERVICES
SPIRITUALITY, NEW AGE &

#### New to Affiliate Marketing?

The ClickBank Knowledge Base will help you to get started.

- Not sure what an affiliate is or does? Learn the basics of being a ClickBank affiliate.
- Follow the easy steps in this guide to get started promoting ClickBank products.
- How does an affiliate earn commissions and get paid? This article will show you how your earnings are calculated.



**START TODAY.**  
**LIVE your**  
**DREAM**  
**tomorrow.**

**Learn More About**  
**ClickBank University**

Advertisement



Here's what you'll see inside.

## MARKETPLACE

Choose from thousands of great products to promote

Find Products:

☒ All Categories
 ☐ Current Category

[Advanced Search](#)  
[Search Help](#)



### Results

[Marketplace Help](#)

Displaying results 1-10 out of 694 (pg. 1 of 70)

Results per page: 10

[Sponsored Links](#)

### Self-Help

Sort results by:

Popularity

☐ Low to High

☒ High to Low

### Resources

[Reset Filters and Attributes](#)

#### Filters

Gravity

0 100+

Avg \$/sale

\$0 \$150+

Initial \$/sale

\$0 \$100+

Avg Rebill Total

\$0 \$100+

His Secret Obsession - Incredible Conversions For Female Cold Traffic (view mobile)  
Get Up To 90% Commissions On Front & Back End Sales! Affiliates Seeing Insane \$2.56-5.45 Epc's! We Spent Over \$973,450 Testing Cold Traffic To Make This The Highest Converting Female Offers On Cb! New Affiliate Area, Swipes, Landing Pages, Pdfs, Live Chat

Avg \$/sale

**\$45.88**

**PROMOTE**

Affiliate Page: <https://HisSecretObsession.com/aff>  
Affiliate Support Contact [affiliates@beirresistible.com](mailto:affiliates@beirresistible.com)

Stats: Initial \$/sale: **\$45.88** | Avg %/sale: **79.0%** | Avg Rebill Total: **\$0.00** | Avg %/rebill: **1.0%** | Grav: **219.32**  
Cat: **Self-Help : Marriage & Relationships**



Overnight Millionaire Has Moved To Digistore24! Go There Now! (view mobile)

Overnight Millionaire System  
<http://www.wesleyvirgin.com/digistore24>

Affiliate Page: <https://bit.ly/2Ha9G7l>  
Affiliate Support Contact [affiliate@wesleyvirgin.com](mailto:affiliate@wesleyvirgin.com)

Avg \$/sale

**\$29.04**

**PROMOTE**

Stats: Initial \$/sale: **\$29.04** | Avg %/sale: **67.0%** | Avg Rebill Total: **\$0.00** | Avg %/rebill: **1.0%** |

Here's the list of products in this category sorted by product popularity.

Here are a few things you need to do.

## 1.Check The Product's Gravity Score and Ave \$/sale:

Sort the product list by Gravity score to see the products that are

- Selling well which means they have a landing page with a high conversion rate
- Being promoted by many other affiliates in your niche and making them good money



The image shows a 'Sort results by:' dropdown menu. The menu is open, showing a list of sorting options: Gravity, Popularity, Avg \$/sale, Initial \$/sale, Avg %/sale, Avg Rebill Total, Avg %/rebill, and Gravity (highlighted in blue). A red arrow points to the 'Gravity' option at the bottom of the list. To the right of the dropdown, there are two radio buttons: 'Low to High' (unselected) and 'High to Low' (selected). Below the dropdown, there is a table row with the following text: 'Moved To Digistore24', 'igistore24', '9G7I', 'te@wesleyvirgin.com', '\$/sale', '9.04', and 'PROMOTE'. At the bottom of the image, there is a summary bar with the text: 'Avg %/sale: 67.0% | Avg Rebill Total: \$0.00 | Avg %/rebill: 1.0% |'.

What gravity score should you target?

There are varying opinions on this. But in general, a gravity score of above 50 is a good starting point (the higher, the better).

But that's not the only thing to consider.

Also, keep a close eye on the Avg \$/sale because that's the average amount of commissions you can make by promoting a product.

Try finding a product with a reasonably high Avg \$/sale number and a 50+ gravity score.

You can also add another filter to find only recurring commission programs if you want.

Once you're done with this, move to the next point.

## **2. Analyze The Product's Landing Page:**

This is a crucial step.

The quality of a product's landing page tells you a lot about its real value, the problems it solves, and if its a product worth promoting.

There are a couple of important landing pages for every affiliate product - one is the sales landing page for the customers, and the other is the affiliate landing page where the marketers are recruited.



You'll sign up as an affiliate from the product's Joint Venture (JV) or affiliate page.

In most cases, you'll be routing traffic from your site and email list to the product's landing page.


Are you comfortable doing it? Or do you think the landing page has a scammy look to it?

Is it making promises that are too good to be true?

On the contrary, a high-quality landing page is a strong indicator of a solid product.

The other thing you need to see is the promotional material that the product vendor is offering.

For example, here's the affiliate page of a popular ClickBank product. Look at the ready to use promotional material they're offering to their affiliates.



Apart from offering complete email swipe files for your affiliate email campaign, this affiliate even offers images for your Facebook Ad campaigns and the sales copy to use with it.

The affiliates just need to copy/paste and start promoting the product.

This shows that the vendor is well-prepared and serious about product marketing.

It's also a solid indicator of product quality.

### **3. Research the Product's Sales Funnel**

Most ClickBank offers are made up of several product tiers.

The initial front-end offer is usually a low priced product that is used to suck customers into the sales funnel. Once inside, a customer is redirected from one upsell offer to another to sell higher-priced products.

This is done via website redirects and email follow-ups.

For example, here's the sales sequence of the same product I shared in the previous point.

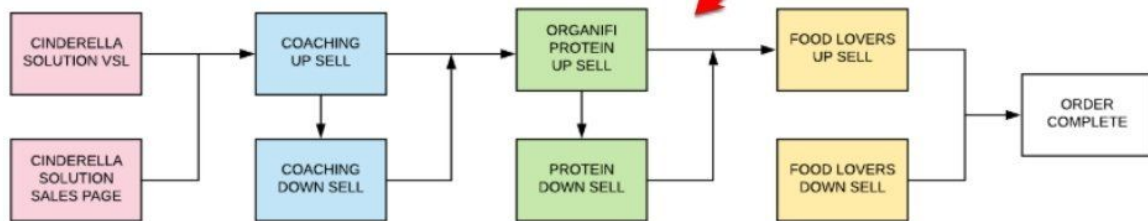
# "Cindy" Is The New #1 Offer on Clickbank!

## Join the commission party today!

In April 2019, we relaunched Cinderella Solution with:

### Complete Sales Funnel

- ✓ A brand new custom VSL (this is converting like crazy)
- ✓ A brand new written sales page (also... converting like crazy)
- ✓ A brand new up sell flow (up sell rate is around 68% for our current affiliates)



*(this is our current up sell flow that you get a nice chunk of all the way through)*

As you can see, initially, the traffic is directed to a Video Sales Letter (VSL) landing page or a simple text landing page that pitches the front-end offer at a low price.

Once the customers purchase the front-end offer, they're taken to an upsell offer. If the customer declines it, they're taken to a down-sell offer.

Next, they're taken to another offer. In case they decline, they'll get follow up emails with more offers.

That's how most ClickBank products make money - by milking the customers until they buy the main product.

Before promoting a product as an affiliate, study its sales sequence and the number of upsells in it because it will have an impact on your earnings as well as the conversion rate of the offer.

### **Promoting Clickbank products with a website:**

For such promotions to make sense, you will have to either have your own website or at least a place where you face minimum restrictions to create content.

So, it now comes down to two choices:

1. a free website
2. a hosted website (it is recommended that you at least invest in a domain name, [www.mysite.com](http://www.mysite.com)).

Between the two, my obvious pick would be to buy a domain name (I don't want to force this choice on you, as it is perfectly all right for you to choose a website to test the water out first, especially if you are new to this field).

Anyway, you get started with buying a domain name that has some relevance to whatever you are promoting.

After you sort out the domain name, you will have to find a Web hosting company and subsequently have WordPress installed.

Once you are fairly satisfied with the setup of your new website, it is time to fill it with fresh content.

Content like:

- Main pages (home, about me, contact, and so on).
- A host of articles that revolve around your niche.
- A somewhat detailed content about the product under promotion – a product review for example.
- A page that describes how the product differs from the competition; (two products at least, but this is optional).
- A couple more pages with detailed descriptions of those products (optional).

After the site and content are both ready, you can start to look for ways to do your promotion.

You can start doing this even if the expected content may not be fully loaded yet, but you should have at least the product review page.

As you go along, further content can be published, usually this takes the form of blog entries.

Your objective is to draw the traffic with expressed interest on the ClickBank product you are promoting.

As traffic grows, you can expect sales to pick up.

As your site and the product gain traction with progressively more readers, you may want to consider adding additional products related to your niche (not necessarily just from CB, but some other affiliate networks as well).

Try to think of products that can be useful to the existing set of readers that you have managed to attract to your site.

### **Promote your site:**

Remember that setting up your website is just a necessary first step. Your goal is to create a platform that leads to

more sales for you, for which you have to draw traffic to your site, and you'll need to have a proper plan in place to attract viewers.

There are certain tactics that can work for you in terms of promotion:

- Produce articles (with corresponding links to relevant pages, things like sales page, product review and comparison table).
- Actively participate in various forums, and always sign off with the link to your website.
- Open a Facebook account dedicated to your site.
- Participate in other social media platforms (Twitter, Pinterest, and more).
- Create YouTube videos and embed links to either your website or the specific Clickbank products that you are promoting. You could include these videos in your website as well.

The trick is to add fresh content to your site on a daily basis.

As you produce more and varied content on the niche you are promoting, over time, you will add credibility to your status as an authority in your chosen subject matter.



Soon, more opportunities will present themselves and you would be able to close more sales.

In a nutshell, the above approach should be able to help you in your product promotion.

### **Our #1 Recommendation:**

New Wordpress Plugin Creates 100% AUTOMATED,  
100% "Done For You" CLICKBANK Affiliate Sites.  
Complete With Social Traffic!!

**=>>Check Out Here<<=**

### **Are You The Next Clickbank Affiliate Marketing Success Story?**

There's no reason why you can't succeed with ClickBank affiliate marketing.

It is a competitive affiliate platform with lots of low-quality products.

But it also has some high-quality programs that you can promote confidently to your audience and make a healthy and consistent income from it.

Your success, however, will depend largely on how well you can connect with your audience and become their go-to source for everything related to your niche.

If you can do that, driving sales from ClickBank or any other affiliate network will never be a problem.

To your success,  
Saikat & Pall.