

Quickstart Commission Magnet

Legal Disclaimer

THE INFORMATION CONTAINED IN THIS MATERIAL (INCLUDING, BUT NOT LIMITED TO ANY MANUALS, CDS, RECORDINGS, MP3S OR OTHER CONTENT IN ANY FORMAT) IS BASED ON SOURCES AND INFORMATION REASONABLY BELIEVED TO BE ACCURATE AS OF THE TIME IT WAS RECORDED OR CREATED. HOWEVER, THIS MATERIAL DEALS WITH TOPICS THAT ARE CONSTANTLY CHANGING AND ARE SUBJECT TO ONGOING CHANGES RELATED TO TECHNOLOGY AND THE MARKETPLACE AS WELL AS LEGAL AND RELATED COMPLIANCE ISSUES. THEREFORE, THE COMPLETENESS AND CURRENT ACCURACY OF THE MATERIALS CANNOT BE GUARANTEED.

THESE MATERIALS DO NOT CONSTITUTE LEGAL, COMPLIANCE, FINANCIAL, TAX, ACCOUNTING, OR RELATED ADVICE. THE END USER OF THIS INFORMATION SHOULD THEREFORE USE THE CONTENTS OF THIS PROGRAM AND THE MATERIALS AS A GENERAL GUIDELINE AND NOT AS THE ULTIMATE SOURCE OF CURRENT INFORMATION AND WHEN APPROPRIATE THE USER SHOULD CONSULT THEIR OWN LEGAL, ACCOUNTING OR OTHER ADVISORS.

ANY CASE STUDIES, EXAMPLES, ILLUSTRATIONS ARE NOT INTENDED TO GUARANTEE, OR TO IMPLY THAT THE USER WILL ACHIEVE SIMILAR RESULTS. IN FACT, YOUR RESULTS MAY VARY SIGNIFICANTLY AND FACTORS SUCH AS YOUR MARKET, PERSONAL EFFORT, AND MANY OTHER CIRCUMSTANCES MAY AND WILL CAUSE RESULTS TO VARY. THE INFORMATION PROVIDED IN THIS PRODUCT IS SOLD AND PROVIDED ON AN "AS IS" BASIS WITHOUT ANY EXPRESS OR IMPLIED WARRANTIES, OF ANY KIND WHETHER WARRANTIES FOR A PARTICULAR PURPOSE OR OTHER WARRANTY EXCEPT AS MAY BE SPECIFICALLY SET FORTH IN THE MATERIALS OR IN THE SITE. IN PARTICULAR, THE SELLER OF THE PRODUCT AND MATERIALS DOES NOT WARRANT THAT ANY OF THE INFORMATION WILL PRODUCE A PARTICULAR ECONOMIC RESULT OR THAT IT WILL BE SUCCESSFUL IN CREATING PARTICULAR MARKETING OR SALES RESULTS. THOSE RESULTS ARE YOUR RESPONSIBILITY AS THE END USER OF THE PRODUCT.

IN PARTICULAR, SELLER SHALL NOT BE LIABLE TO USER OR ANY OTHER PARTY FOR ANY DAMAGES, OR COSTS, OF ANY CHARACTER, INCLUDING BUT NOT LIMITED TO DIRECT OR INDIRECT, CONSEQUENTIAL, SPECIAL, INCIDENTAL, OR OTHER COSTS OR DAMAGES, IN EXCESS OF THE PURCHASE PRICE OF THE PRODUCT OR SERVICES. THESE LIMITATIONS MAY BE AFFECTED BY THE LAWS OF PARTICULAR STATES AND JURISDICTIONS AND AS SUCH MAY BE APPLIED IN A DIFFERENT MANNER TO A PARTICULAR USER. THE RIGHT TO EVALUATE AND RETURN THIS PRODUCT IS GUARANTEED (PLEASE REFER TO THE TERMS OF THE GUARANTEE). THEREFORE, IF THE USER DOES NOT AGREE TO ACCEPT THE PRODUCT OR SERVICES ON THESE TERMS, THE USER SHOULD NOT USE THE PRODUCT OR SERVICES. INSTEAD, THE PRODUCT AND ALL RELATED MATERIALS SHOULD BE RETURNED IMMEDIATELY TO THE SELLER AND THE USER'S MONEY WILL BE REFUNDED. IF THE USER DOES NOT RETURN THE MATERIALS AS PROVIDED UNDER THE GUARANTEE, THE USER WILL BE DEEMED TO HAVE ACCEPTED THE PROVISIONS OF THE DISCLAIMER.

Hi, struggling marketer,

I am Pallob Ghosh (iampall), an affiliate marketer on warriorplus. Firstly I want to congratulate you on getting access to my method. You are a true action taker and I love you. Because of many people trying to make a living online but lack of taking action, they failed in vain. So if you take action in the right way, this is really possible to make money online. And I hope you will take action according to my guidance.

On this guide today I share with you my affiliate marketing strategy on how I was able to pull in \$250 in just 24 hours and without spending any money on Ads.

But before we start the training, I want to introduce a special software from a superstar Vendor who is a 7 figure earner. He has created this software that will “AUTOMATES” FREE Traffic, Leads & Commissions in Less Than 60 Seconds!

I highly recommend this software if you want to set up your affiliate marketing funnel in just minutes and get 4-5 figure commissions per day!

[=>Check Out This Software Here<=](#)

Let's start the main training...

Why Affiliate Marketing on WarriorPlus?

Most of the time, I use individual affiliate products to promote and earn money, but after a while it gets saturated. One simple rule of keeping your affiliate income on the fire is to keep adding new and relevant products. I have used Clickbank, Jvzoo for many products and lately, I started promoting products from WarriorPlus. Since most of the products listed on WarriorPlus are exclusive, unique and landing page is always appealing, it converts better than any other affiliate program I use.

I started promoting those products which I purchased from WarriorPlus, and promoted because it's useful for others too. Do remember, most of the products on WarriorPlus are meant for internet marketers, Bloggers, SEO, Webmasters, so if you are on any other niche like health, finance, there is no point in becoming an affiliate.

How to make money with warrior plus from an affiliate:-

From here you can start by making money by selling other products on Warriorplus only. Once you register with W+, you can see all the listing of WSO in a good way, and you are directly affiliated with here. You can also take care of all your products by handling the marketplace.

Keep 5 things in mind before you join the WSO and earn money from it:-

First– make you an email list of the product that you promoted, how well your product sold with your promotion and how much demand people have for the product. So that others can buy that product. Be good for them too because there is more demand for good products.

Secondly– promote any product that is unique and useful for the WSO and also for the customer buying the product. This will benefit you that customers' confidence in you will increase and

customers will also grow in interest towards that product and you will also increase the chances of

earning more in the future. Because if the product will increase then your earnings will also be good.

warrior plus affiliate

Third -TOP Promote WSOs because they are already popular and reliable.

So that will be good for you as well as your customers. So that your customer retention will be more and will be longer.

Fourth – One more thing that you should keep in mind is that you should read the FAQ of all the products carefully, if you are promoting any product, then it will be very good for the customer if you can provide the video of that product.

Therefore, most of the time you must use the video, because it will give a better understanding of the

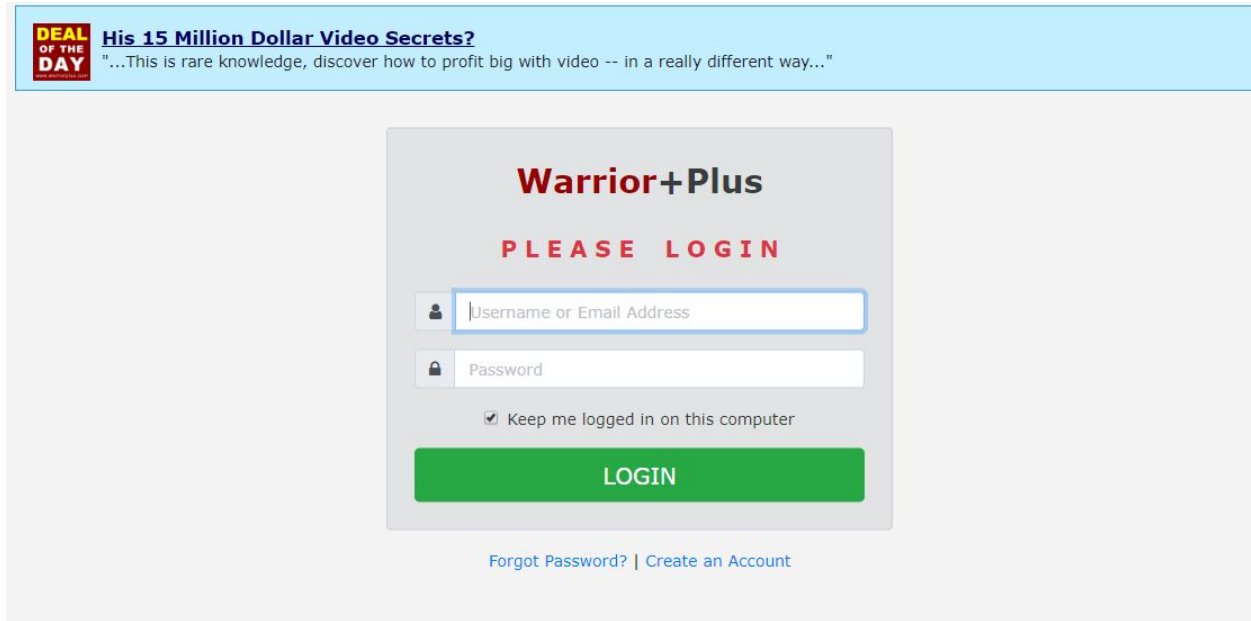
product, and the customer will be very easy to buy that product.

Fifth – If you are promoting any product through blogging, then you should see how much interest and demand for any product is there, and how much that product is trustworthy for people.

under the Received Offers page, you can also see the list of Warrior Forum product, and a click By the same time you apply to become associated with the individual as the product of, you can also sell the product.

Follow steps to get warrior plus affiliate–

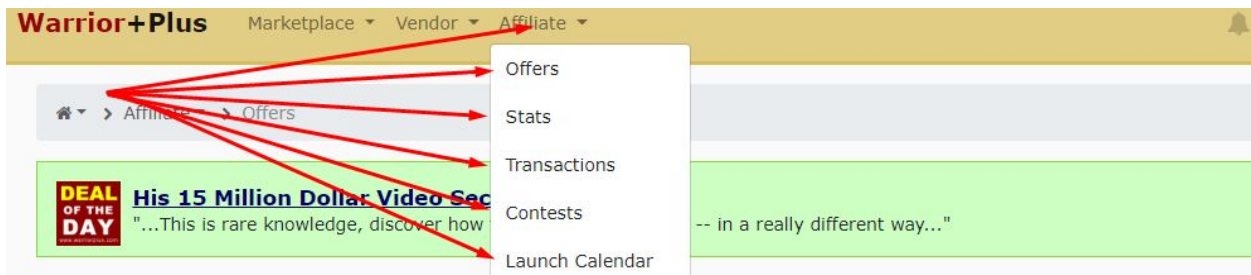
Step 1– first of all, you have to create or [warrior plus free sign up](#) an account on it then you can go ahead. After that, you have to verify your email id.



warrior plus login

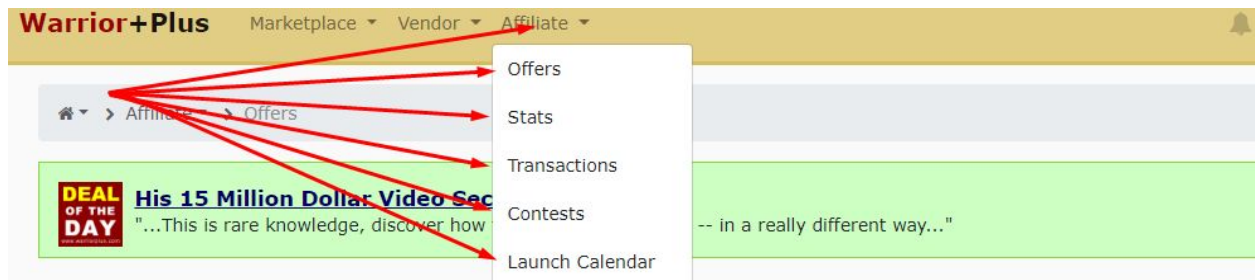
Step 2– After warrior plus login, you can click as looking below the screenshots. Then you can reach the affiliate program of it.

Here you can see the option of Affiliate of this website.



warrior plus affiliate

Step 3-Go to the offers and select offers to send a request to the vender to sell or buy the product.



warrior plus affiliate

First of all, remember that you need to request to become an affiliate for the individual product but it is not necessary that your request depends on the WSO owner to approve or reject the affiliate for a product.

However, never seen any problem with the approval of making any affiliate of it and if your offer is liked by the owner of the Vasso then surely your application will be approved.

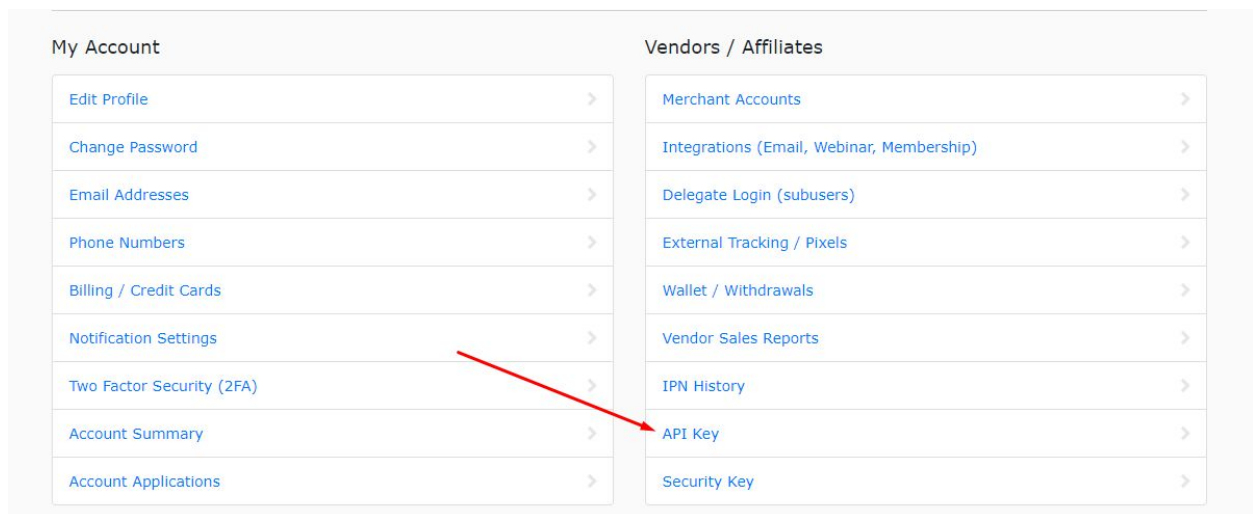
Before promoting any product, you should know that whether the product you are promoting is good for the customers or not, to know about this, you must first know the product that you are promoting. If you check it first, only then if that product is good then only promote that product.

And the biggest thing I can tell you is that any product you promote should be related to your NICH, only then any affiliate program will be beneficial for you.

How you can get warrior plus API

You can follow these steps with screenshots below-

step 1-



API Access

i Here are your WarriorPlus API keys. Protect these keys! They can enable access to sensitive information both in your account and about your sales and product information.

[API Documentation](#)

Secret Key	Updated Date	Status
XXXXXXXXXXXXXXXXXXXX	2019-09-03 3:45 AM	Enabled

API Info

Introduction

Welcome to the Warrior+Plus API documentation. We cover our API endpoints, how to access the API, how to handle errors and give examples of the information returned. On the left side, you can find the category or action you may be trying to perform in the API and click on it to get more information.

Authentication

Warrior+Plus uses an API Key along with any submitted request to authenticate you to get information from the site. You can get an API Key [on this page](#).

Warrior+Plus will expect a valid API key along with any request, and this key will be

warrior plus marketplace

The screenshot displays the Warrior Plus Marketplace interface. At the top, there is a breadcrumb trail: Home > Marketplace. Below this is a prominent 'DEAL OF THE DAY' banner for 'His 15 Million Dollar Video Secrets?' with a sub-headline: "...This is rare knowledge, discover how to profit big with video -- in a really different way...". Underneath the banner is a 'Top Sellers' section with filters for 'Today', 'Yesterday', 'Last 7 Days', and 'Last 30 Days', and a refresh indicator 'Updated less than a minute ago'. A search bar is present with fields for 'Offer Title / Keyword' (with an 'include description' checkbox) and 'Vendor', a 'Filter' button with a star icon, and 'Reset' and 'Search' buttons. Below the search bar, there is a pagination area showing 'Rows per page 25', 'Prev', '1 - 25 of 8773', and 'Next', along with another 'Updated less than a minute ago' indicator. At the bottom, a table header is visible with columns for 'Title / Vendor' and 'Offer Date'.

warrior plus marketplace

So the next thing is the most important of all, because, without it, you can't make any commissions on warrior plus or any affiliate network.

If you can generate the right type of traffic to the offers, you can make lots of sales and get commissions.

If you miss the traffic part, then you are not going to make a dime in affiliate marketing.

You need to be very attentive right now because am going to reveal the best ways you can drive traffic and the one that actually made me \$250 in my promotion of warrior plus offers.

So let's get started

How to get traffic

There are lots of ways to get traffic in affiliate marketing and the methods are categorized into Free and Paid Traffic Method.

I will share them with you here plus the best traffic method I advise you to use if you want to get the kind of results I got here.

keep reading:

Free Traffic Methods

Free traffic method includes:

- Promoting the products on Facebook
- Doing Product review videos on YouTube
- Reviewing products on a Blog and driving traffic via SEO
- Etc.

Paid Traffic Methods

They include:

- Promoting the products using Facebook Ads
- Promoting using Bing Ads
- or Google Ads
- YouTube Ads etc

Which is the Best Traffic Method to Make Commissions

I've tried a lot of them but I want to say:

Building an email list of subscribers is the best way to make money promoting warrior plus offers.

You need to build a list of people who are interested in a particular niche:

For example:

I created an email list of people interested in making money online.

and whenever I get any make money online product on warrior plus, I promote it to this list and they purchase and I earn a commission.

How to Build an Email List for Affiliate Marketing

Now, this is how you can use a list to make money with affiliate marketing:

1. You get a good product from Warrior Plus
2. Apply and get approved to promote it
3. Get your affiliate link
4. Promote it to your subscribers (in your list)

5. Since they are interested, they will click and make a purchase while you earn commissions

Building an email list is the best way to make money with affiliate marketing

Why?

Here is why:

If you just get your affiliate links from warrior plus and start promoting the products without building your list, most of the people that will click on your link may not be interested in buying the product on the first day.

and since you are not collecting their emails, you will not be able to follow them up till they buy.

That is why email marketing works super great:

You drive traffic and collect the emails of those people before sending them to the affiliate link.

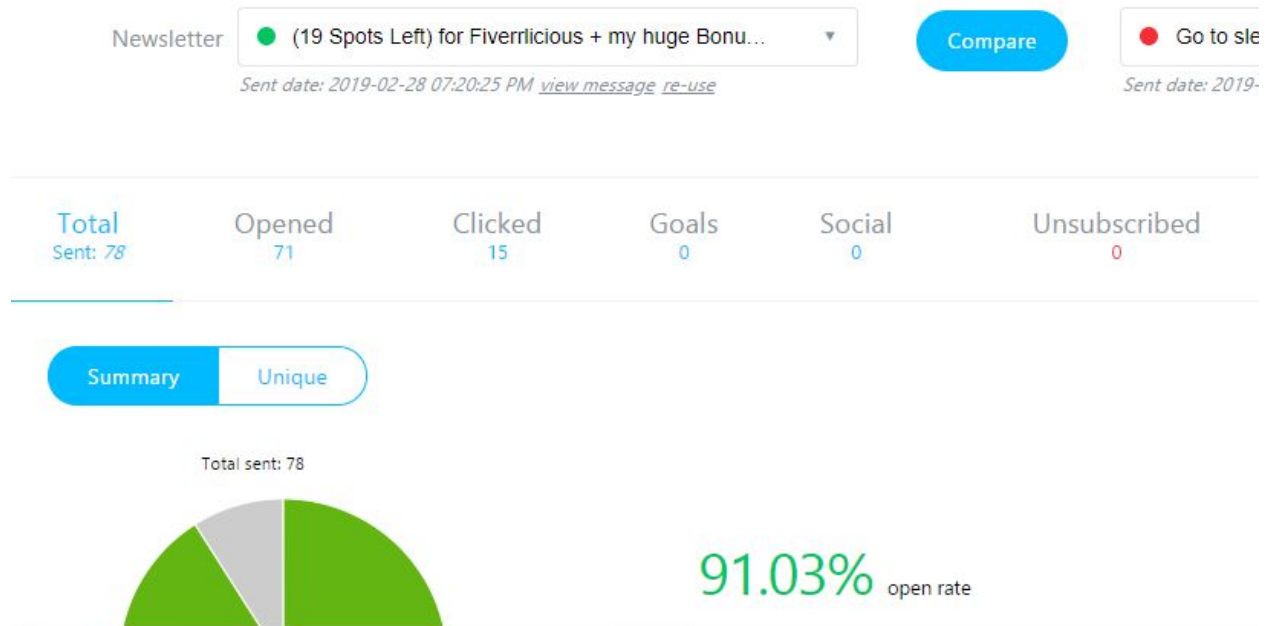
If they don't buy, you already have their email so that you can promote more offers to them.

Once they get into your email list, they are there forever and you can promote whatever offer you want to them at any time you want so they will keep making you money.

Forever and ever as far as they remain in your list.

For example: Below is one of my list of people interested in making money online.

I sent them an email promoting one offer on warrior plus, I sent to 75 people in that list, 15 clicked on my link and I made 3 sales within a few hours that day:



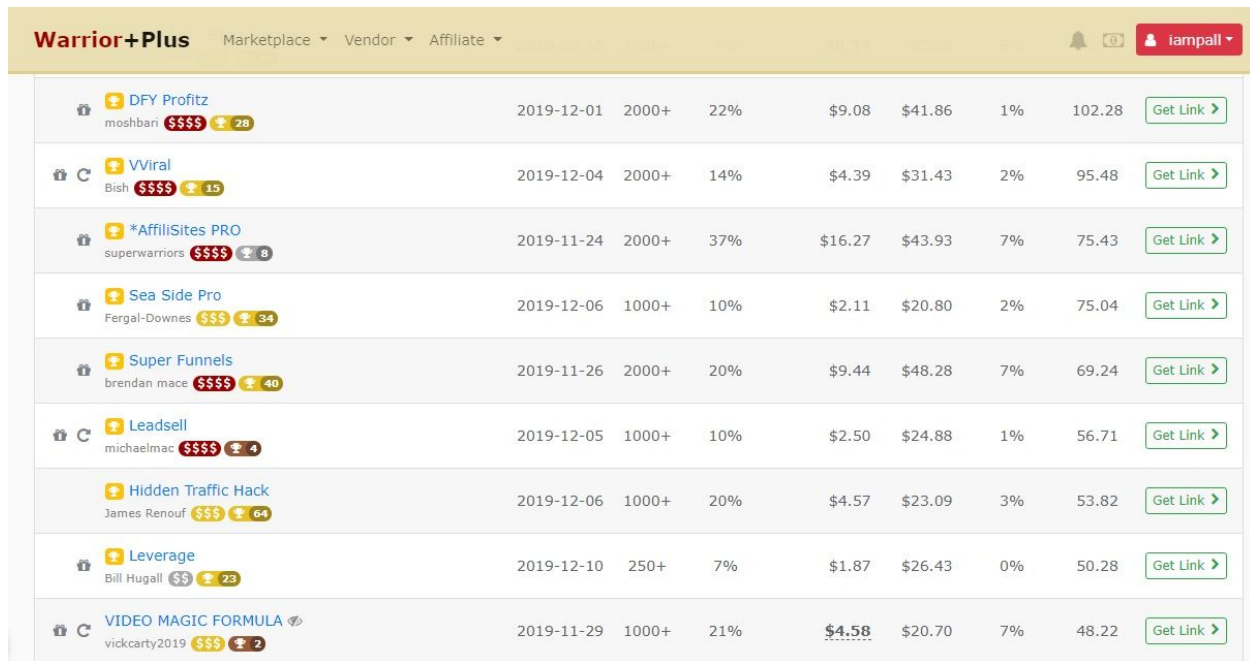
and even after those 3 sales, I can still send them more and more offers because they are mine for life.

Conclusion:

In my opinion, its network is open and transparent as you can see when going to the website to search for anything that do you want from it which is actually important. As you know that Some affiliate networks don't reveal what kind of advertisers (vendors) who gives the offers to advertise the product which they have to sell, they have to the public.

They most likely offer a lot of hyper-scammy programs such as "Become a millionaire within the week". Whereas

as I mentioned earlier, Warrior Plus is free for anybody to join at any time. so you can join to see what's on offer first, then decide whether it's useful for yourself or your customers/visitors/followers or not.



Product Name	Start Date	Reviews	Commission %	Price	Commission	Commission %	Commission	Commission %	Commission	Get Link
DFY Profitz moshbari \$\$\$\$ \$28	2019-12-01	2000+	22%	\$9.08	\$41.86	1%	102.28			Get Link >
VViral Bish \$\$\$\$ \$15	2019-12-04	2000+	14%	\$4.39	\$31.43	2%	95.48			Get Link >
*AffiliSites PRO superwarriors \$\$\$\$ \$8	2019-11-24	2000+	37%	\$16.27	\$43.93	7%	75.43			Get Link >
Sea Side Pro Fergal-Downes \$\$\$ \$34	2019-12-06	1000+	10%	\$2.11	\$20.80	2%	75.04			Get Link >
Super Funnels brendan mace \$\$\$\$ \$40	2019-11-26	2000+	20%	\$9.44	\$48.28	7%	69.24			Get Link >
Leadsell michaelmac \$\$\$\$ \$4	2019-12-05	1000+	10%	\$2.50	\$24.88	1%	56.71			Get Link >
Hidden Traffic Hack James Renouf \$\$\$ \$64	2019-12-06	1000+	20%	\$4.57	\$23.09	3%	53.82			Get Link >
Leverage Bill Hugall \$\$ \$23	2019-12-10	250+	7%	\$1.87	\$26.43	0%	50.28			Get Link >
VIDEO MAGIC FORMULA vickcarty2019 \$\$\$ \$2	2019-11-29	1000+	21%	\$4.58	\$20.70	7%	48.22			Get Link >

My #1 Recommendation:

I highly recommend this software if you want to set up your affiliate marketing funnel in just minutes and get 4-5 figure commissions per day!

[=>Check Out This Software Here<=](#)