



*This Is The Real Life Story Of Financial Crisis Days To  
Become A 4 Figure Earner!*

*By G. Pall*

## **Legal Notice**

All rights reserved. No part of this System may be reproduced or transmitted in any form or by any means, electronic or mechanical, including photocopying, recording or by any information storage and retrieval system, without the written permission of the publisher Lngstar. Making unauthorized copies, adaptations, or compilation works, or including this material in lectures or seminars for profit is strictly prohibited and constitutes a punishable violation of the law.

THIS SYSTEM IS PROVIDED "AS IS" WITHOUT WARRANTY OF ANY KIND IN NO EVENT SHALL UNGSTAR BE LIABLE FOR ANY LOSS OF PROFITS, LOSS OF BUSINESS, LOSS OF USE OR DATA, INTERRUPTION OF BUSINESS, OR FOR INDIRECT, SPECIAL, INCIDENTAL, OR CONSEQUENTIAL DAMAGES OF ANY KIND, ARISING FROM ANY ERROR IN THIS DOCUMENTATION.

## ReVnant

Published by G. Pall 2018  
www.perfectpassionllc.com  
All Rights Reserved.

**Announcement : Case Study Reveals A  
Brand New, Newbie-Friendly Method For  
Making \$243.17 Per Day With FREE  
Traffic...**

**[SEE CASE STUDY HERE >>](#)**

**Note : 100+ PayPal Bucks in Hours  
With No Experience, No Tech Skills, And  
No List.**

**[Check out it here >>](#)**

# Introduction

Well hello there :)

Congrats on taking action picking up this training. You'll soon find if you don't know us already, I only teach and share what I ACTUALLY DO! I know this is where a lot of marketers write an introduction about themselves, but let's be honest...you bought this product to learn how to make a boat load of cash from online, not to learn about who the Pall is. Besides, you got some emails from me already describing a little bit about who I and what I stand for.

Alright, let's get into my training topic and it's affiliate marketing! There are various affiliate programs out there, but this guide is going to focus on the ones that pay you INSTANTLY! I use these networks every single day and follow this method as well. I only teach what I do! Nothing based on theory or second hand knowledge. Why?

Well, I don't know about you, but I would much rather get paid instantly than have to wait 2 weeks to a month for a check. Plus a lot of the systems that pay you instantly allow the vendors to give away 100% commissions which means more money for you.

The ones that don't pay instantly (ClickBank) don't allow the vendors to give away 100% commissions, which means not only do you make less money, but you have to wait to receive it.

Who wants to do that?

If we are going to put in the work, we want to receive our reward now!

This guide is going to assume that you are starting from scratch. I'm going to go over the top affiliate platform that give you instant commissions.

Once we go over the platforms we will get into how to select the right products to promote and how to ensure you get approved to promote the products (lots of people go wrong here).

After that we are going to get into a little more advanced stuff and talk about the importance of building your list when it comes to affiliate marketing and how to set up your squeeze page properly. Once your squeeze page is set up it's time to talk about traffic generation.

Hey, you can't make money without traffic, right?

The good news is traffic generation is not nearly as hard as many people believe and in this chapter you are going

to learn about one of my favorite traffic sources for affiliate marketing.

Once you have some traffic coming in i'm going to go over some awesome ninja tricks to make sure you get the highest conversion rates on your sales.

You ready to get started? I'm, so let's go!

## **The Best Instant Payment Platforms**

You need to be careful when choosing your payment platforms. I've heard countless horror stories of people joining an affiliate platform, driving in hundreds of dollars worth of sales, and never once saw the money!

I would stay away from shaky CPA platforms that promise massive profits from promoting their offers. ClickSure is one I wouldn't touch with a ten foot pole anymore. That's why I stick to just this affiliate platforms.

This affiliate platforms are extremely reliable, I have never had an issue with payments, and they are FULL of awesome, high converting products.

This platform is WarriorPlus.

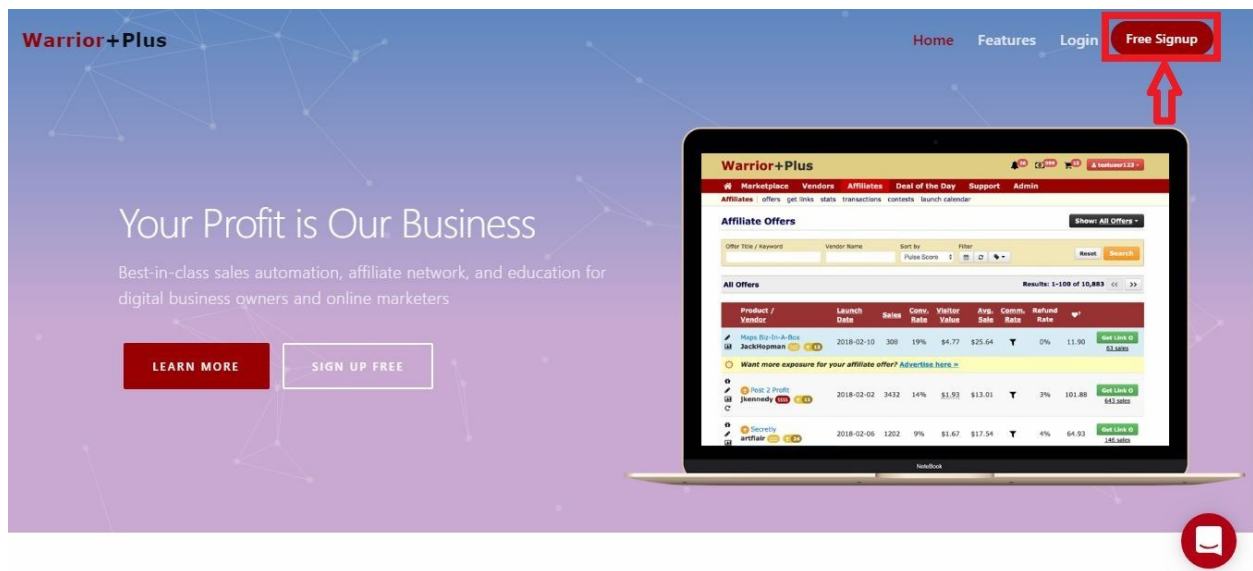
Before you move onto the next section, it would be a good idea to sign up with the platform. You will need to have a verified PayPal account in order to get paid using this platform, so if you don't have a verified PayPal account, that's the first thing you will need to do.

Signing up to the affiliate platform is really easy. If you are going to be in online marketing for the long term, use your real name as the user name so you can build some name recognition as you grow and it will make it much easier for JV partners to find you.

# Here's how to do it:

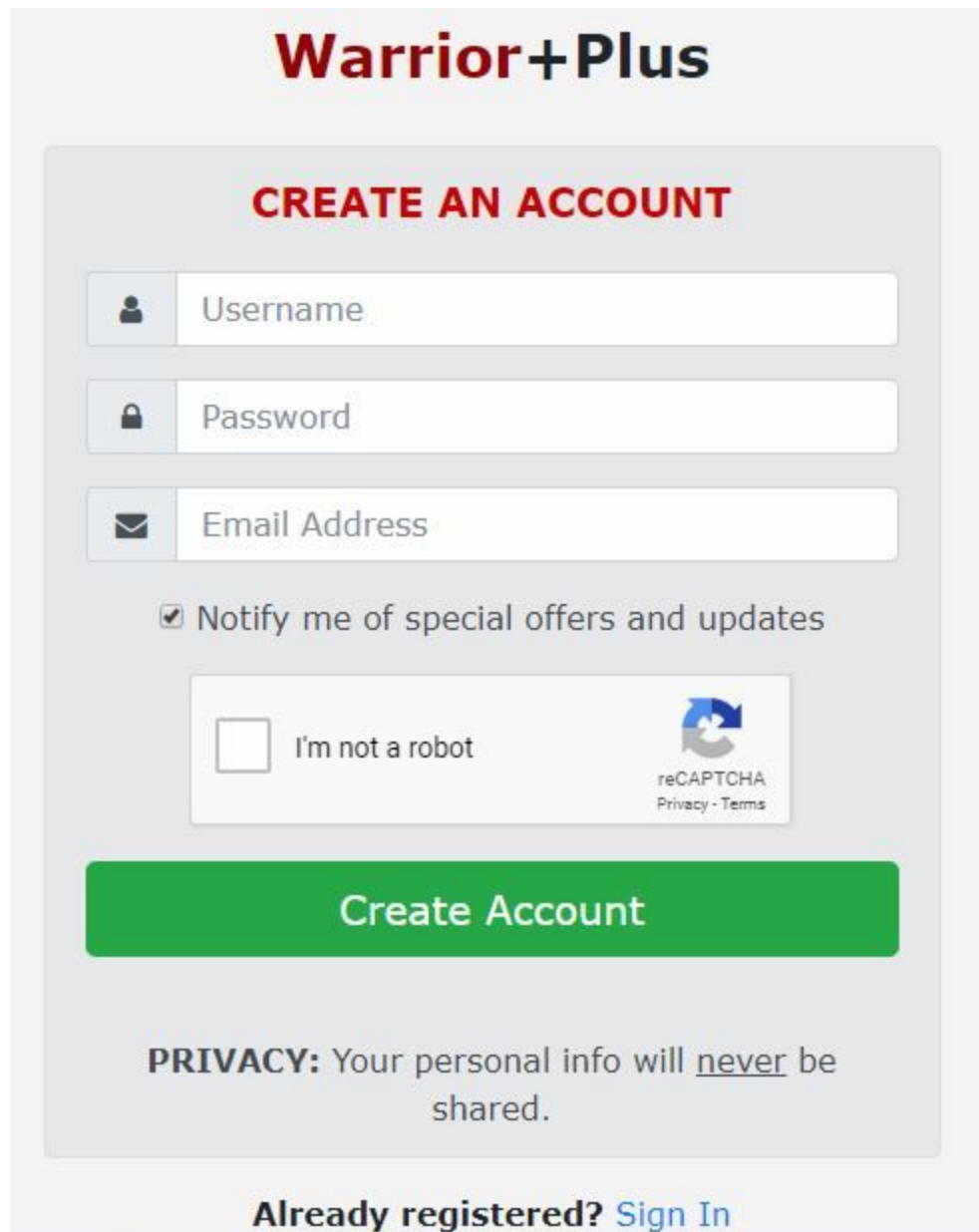
## WarriorPlus:

WarriorPlus is probably the easiest platform to sign up with. All you have to do is head over to <http://WarriorPlus.com> and click the “Free Signup” button.





That will bring you to a page that looks like this:




**Warrior+Plus**

**CREATE AN ACCOUNT**

Notify me of special offers and updates

I'm not a robot

  
reCAPTCHA  
[Privacy](#) - [Terms](#)

**Create Account**

**PRIVACY:** Your personal info will never be shared.

**Already registered?** [Sign In](#)

Just fill out your information and click on “Create Account”. Once you do that you are good to go!

Now that you have an account at the platform, it's time to choose a profitable affiliate program to promote!

With W+ especially if you are new, fill out a complete profile on the site and link it to your Warrior Forum account so affiliates can learn a little more about you and you'll get higher approval rates.

Remember I'm only talking about platform that offer instant payments direct to your PayPal account.

You can set up what i'm teaching with other platforms such as ClickBank or a CPA network but just know it can take some time to get paid!

## **Choosing Profitable Affiliate Programs**

This chapter is EXTREMELY important to understand. If you go crazy promoting products that don't convert well for you, then you are wasting your hard work! You want to make sure that the products you will be promoting have some really good stats before you start promoting them.

## Take A Look At The Stats:

There is nothing more frustrating than sending hundreds of visitors to a sales page and having it result in just a couple of sales. Because of this you need to choose a product that is ATTRACTIVE to the potential customer.

So how do you know if a product is going to be profitable before you start promoting it?

Well, you can't know 100% if it is going to be profitable for YOU, but you can tell which products have been profitable for other affiliates already. If it has been profitable for them there is a good chance it will be profitable for you. Other than the instant payments, one of the things I absolutely love about the affiliate platform is they show you the important stats. There are three things in particular we want to pay attention to. Those three things are the total sales, the EPC, and the refund rate.

**Total Sales:** Total sales is simply how many times that product has been sold. When looking at total sales, you want to make sure it has been sold at least 100 times. If it has been sold 100+ times, the next thing you want to look at is the EPC.















































**EPC:** This stands for Earnings Per Click, which basically means how much (on average) each click to the sales page will be worth for you.

For example, let's say a product has an EPC of 60 cents. That means once I send 100 visitors to that sales page, I should make about \$60.00. When looking at EPC, we never promote anything that is lower than 60 cents. In fact, we try to keep it around \$1.00 or more. That might sound pretty high, but there are a lot of products out there that have an EPC of \$1.00 or more.

**Refund Rate:** You want to only promote products that have a 5% or less refund rate. Other than the money you will be losing when a customer requests a refund, the refund rate is a good indicator of the quality of the product and you want to make sure you are only promoting quality products or else you are going to lose trust with people very quickly and they will stop buying from you.

I have noticed that when the refund rate is 5% or below, that typically means it's a pretty solid product that you can feel comfortable promoting.

## In Warriorplus:

Product / Vendor	Launch Date	Sales	Conv. Rate	Visitor Value	Avg. Sale	Comm. Rate	Refund Rate	♥?	
 <i>Want more exposure for your affiliate offer? <a href="#">Advertise here</a> »</i>									
  Live Event Blaster 2 Vlad-Stoica   11	2018-09-12	3000+	14%	\$4.45	\$31.95		2%	97.84	<a href="#">Request</a> 
  UNBREAKABLE Bill Hugall   14	2018-09-09	2000+	11%	\$1.83	\$16.25		2%	62.94	<a href="#">Request</a> 
  Blistering moshbari   12	2018-08-22	3000+	8%	\$2.29	\$29.00		4%	47.01	<a href="#">Request</a> 
 VideoSumo Bish   7	2018-08-20	3000+	17%	\$4.34	\$26.06		8%	46.40	<a href="#">Request</a> 
  The LOST CODE brendan mace   20	2018-08-10	3000+	7%	\$2.66	\$34.15		6%	39.22	<a href="#">Request</a> 
 MYRIAD PROFITS NeilMoran 	2018-09-18	500+	9%	\$1.79	\$19.30		5%	35.81	<a href="#">Request</a> 
  Wordpress RSS Extreme Tony Hayes   2	2018-09-17	500+	11%	\$2.52	\$22.69		0%	35.79	<a href="#">Request</a> 
  Profit Reign vickybabe   17	2018-06-07	3000+	5%	\$1.00	\$20.44		8%	31.96	<a href="#">Request</a> 

## What About The Conversion Rate?

Want to hear something crazy? I don't care about conversion rates. Yup, you heard that right. To us the EPC is much more important than conversion rates.

Let's say you are comparing two different products. One of them is priced at \$1.00 and has a 20% conversion rate.

The other is priced at \$10.00 and has a very low 3% conversion rate.

Looking at those numbers...sure, the 20% conversion rate sound very attractive, but when all is said and done you will have only made \$20.00. Even though a 3% conversion rate is very low, you will have made \$30.00 with the second product.

That means even though the second product had a MUCH lower conversion rate, it had a higher EPC, and that's all that truly matters.

Once you find a product that has at least 100 sales, has an EPC of at least 60 cents, and has a refund rate of 5% or less, it's time to request approval.

## **Getting Approved As An Affiliate**

I remember when I was starting off as an affiliate. Just joining WarriorPlus, with a plan in place super excited to finally get this all started. I went to put in an affiliate request for a product that I thought looked good.

Then a few hours later we received an email saying I was denied to promote that offer. Happened to all of me and maybe you also be now.

I remember thinking “WHAT! Why would someone deny an affiliate?” In my mind, I used think that even if the affiliate only generates one sale for them, that’s still one more sale they wouldn’t have had if I wasn’t promoting the product.

So why in the world would this person deny us?

## **Why Vendors Deny Affiliates**

This is an important topic to discuss, and I feel like very few marketers are actually talking about it. You can have the perfect plan in place, but if you don’t get approved to promote the product it doesn’t matter how great your plan was, you can’t make money.

**So why would a vendor deny an affiliate?**

Well, the short answer to this would be because of their stats. These vendors (product creators), want to make sure they have the highest possible EPC and the lowest

possible refund rate. That's the only way they will get the "big name" affiliates who can produce hundreds of sales for them to jump on board and promote.

If their EPC starts to drop, they decrease their chances of getting a few of these big name affiliates on board.

When you put in a request to promote a product, the product creator is able to see your previous stats and use that as the determining factor on whether or not they accept or deny you.

If you (as a new affiliate) put in a request to promote a product, the product creator will see that you don't have any stats, so they might not want to approve you because they don't know if you will send them high quality traffic or not and many might not want to risk it.

## **Getting Accepted Even Without Stats**

So how do you increase your chances of getting accepted by the vendor even if you have no previous stats?

All you need to do is include a message when you put in your request. Include a message letting them know you



are new at all this but will only send high quality traffic. Tell them exactly how you will be promoting the product. If you have a website show them the website. Give them as much information you can about how you will be promoting, and then let them know if they have any questions you would be more than happy to answer Them.

On JV pages there will be contact information also and you can connect with most all sellers via Facebook so you can introduce yourself directly. I have never turned down an affiliate who reaches out personally and haven't heard of any other sellers doing so either.

If you are requesting approval for a product on WarriorPlus, you can actually send them a Personal Message (PM) on the Warrior Forum after you put in your request. Basically tell them the same thing in the personal message. Let them know you are new so you don't have any stats to see and then tell them how you plan on promoting.

Here's the deal, as product creators ourselves, we can be very picky with who we choose as affiliates. If we see someone who has no stats and they didn't leave a note, they aren't going to get approved to promote.

However, if they took the time to write to us and tell us they are new which is why they don't have any previous stats and how they plan on promoting my product, we usually accept them.

You need to understand that people appreciate honesty. Honesty goes a long way in this business. So just be honest with the product creator and there is a good chance you will get accepted.

Once you start generating more and more sales, this is something you won't really have to do because the product creator will take a look at your stats and will happily approve you right away.

So go ahead and take the time to find a few products you want to promote, then put in your request but leave a note telling them who you are and how you will be sending traffic. You can also tell them you are being trained by me in the notes and always reach out to me if you need an introduction or further reference.

Once you get approved for a few products, it's time to move on to setting up your squeeze page (don't worry, it's not as hard as it sounds!

# The Importance of Having a List

Now I'm getting into the stuff you really want to hear about!

The money is in the list! I bet you have never heard that phrase before (being completely sarcastic of course). If you have been in internet marketing for some time now, you know how important it is to have a list of your own.

In fact, every single day you have probably heard the phrase "the money is in the list". Have you ever wondered why you have heard that so many times?

**BECAUSE IT'S TRUE!!!!**

Trust me, I used to do my best to rank my affiliate websites in Google, and sure, it might have worked for a bit, but then Google would change their algorithm and I'd lose our rankings and income.

You aren't alone if you too are tired of playing this cat and mouse game with Google, so I decided to FINALLY take the advice of others and build up our own lists.

While we all built our lists in slightly different ways from each other, I can tell you right now, that's when our business took off.

## **Why Is A List So Powerful?**

When you have a list of your own, you have the ability to send traffic wherever you want, whenever you want. You will be laughing at all the people who are still trying to rank their sites in Google.

Imagine what it would be like to get approved for a product, then just send out an email and collect your INSTANT affiliate commissions. Sound like the life you want?

Good! Because that's the life you are going to have once you start building that list! The other major benefit to having a list of your own is the fact that your conversion rates skyrocket. You will notice that conversion rates are much higher when the traffic comes from your list instead of coming from your website.

Why? Because you have a relationship with the people on your list.

They know you, they trust you, they like you. You aren't just some random person whose website they happened to stumble upon in the search engines.

It is typical to have conversion rates anywhere between 10-30% when the traffic comes from your list. When it comes from a website or blog, the conversion rate is usually around 1-2%. Meaning if you send an email and 100 subscribers click the link and visit the affiliate offer, you can expect to make 20 sales on a \$7 product with 100% commissions. 20 sales from a list every time you send an email puts you in that awesome position of really thinking about quitting your job and many of you might go ahead and do it!

I hope you do because once you don't have to stay up late on the computer and get up early for your J.O.B., you can grow even faster.

The same techniques that get one sale per email are the same as getting 20, 50 or even 100 sales an email like Brendon routinely does multiple times a month.

**But let's get back to the training...**

This means you will make more money and won't have any problems getting accepted by product creators to promote your own product.

I'll get into your list building strategy in a bit, but I want you to 100% understand the fact that having a list is ESSENTIAL if you want to make a living off affiliate marketing. You can't rely on Google, I can promise you that. But you can rely on your list.

## **Choosing An Auto-Responder Company**

Before you can build your list, you need to join a reliable autoresponder company. I have tried just about every company out there from the obscure to the 'next great thing' and I can honestly say that Aweber and GetResponse are without a doubt the best and I highly recommend you join one of them.

You can join Aweber and get your first month for FREE here:

<http://Aweber.com>

You can join GetResponse and get your first month for FREE here:

<http://GetResponse.com>

Once you have joined one of those two companies, it's time to start creating your sales funnel. The first thing you want to do when starting your sales funnel is choose the first product you will be promoting. I'll go over choosing your first product in the next section.

## Choosing Your First Product

Many people will tell you to create your squeeze page before you go out and choose your first product to promote. I like to do it the opposite.

Before you create your squeeze page, I want you to choose the offer you want to promote that way you can create your squeeze page with that offer in mind.

Choosing your first offer is simple, by this point you should have already joined the instant paying affiliate site.

Now just go through the site and look for an offer that has sold over 100 copies, has an EPC of around \$1.00 or more, and has a refund rate of under 5%. Below I'll show you an example of how to do this in WarriorPlus.

First head to WarriorPlus.com and start browsing through their marketplace as an affiliate. Here's actually Bill Hugal's offer that matches the criteria perfectly:

	 Bill Hugal  	2018-09-09	2000+	11%	\$1.83	\$16.25		2%	62.94	<a href="#">Request</a> 
---	---	------------	-------	-----	--------	---------	---	----	-------	---



As you can see, that product has sold over 2,000 copies, is converting at 11%, has an EPC of \$1.83, and you get an average of \$16.25 per sale, and there is a 2% refund rate.

When you put in your request just let Bill know you found out about this product through this course and he will approve your for instant payments.

Obviously you don't have to promote that offer, there are a lot of other offers out there that match the criteria, so find something you like and run with it. I'll also use that as an example of how to create your squeeze page around the product.

## **Low Price Point**

It's also important that the first product you promote is under \$10.00. The reason for this is because the people opting into your squeeze page don't have 100% trust in you yet, so they are much more likely to purchase a product at \$10.00 or less instead of a product over \$10+.

Before you move onto the next step, make sure you pick out your first product and put in your affiliate request and gotten APPROVAL.

Once you do that it is time to move on to creating your squeeze page.

## **Creating Your Front Door (Squeeze Page)**

By this point you should already have a product you want to promote, now you need to create a squeeze page based off that product.

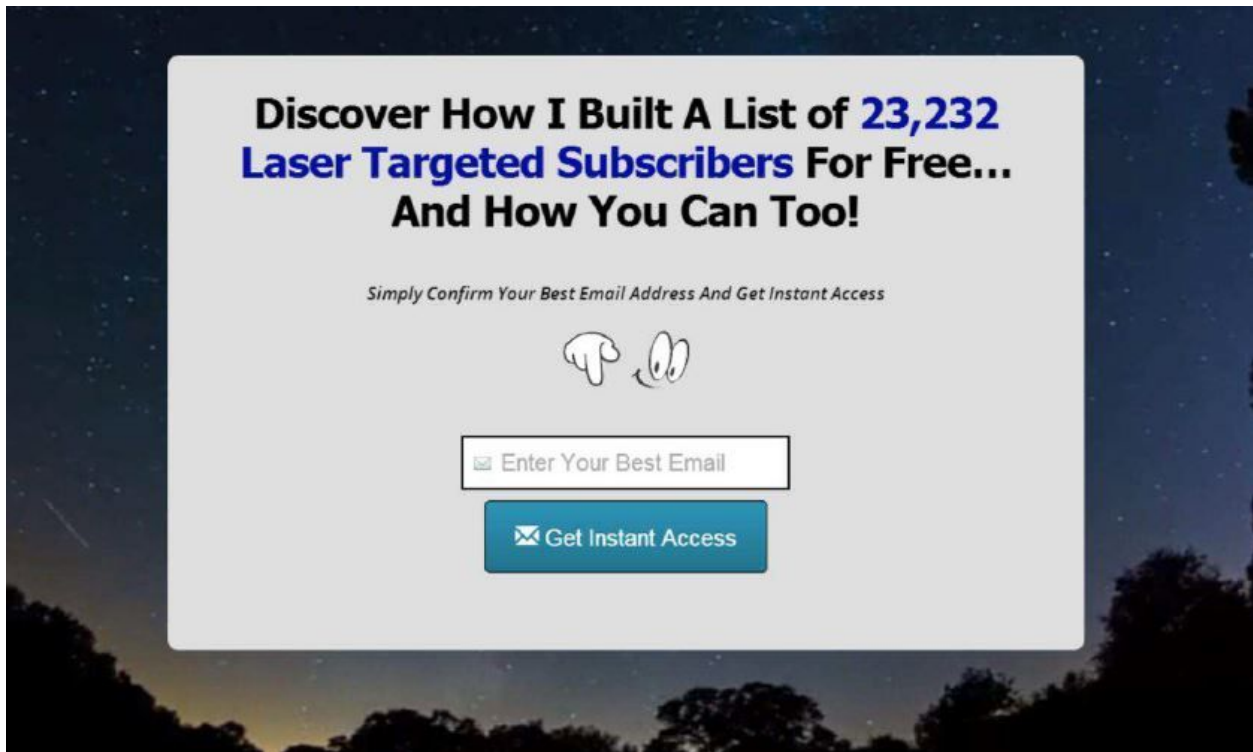
Why does the squeeze page need to be based off the product?

Because it will increase your conversion rates which means more \$\$\$ for you! You see, right when a subscriber opts into your page, they will be immediately redirected to the affiliate offer instead of being redirected to some lame thank you page.

If the squeeze page matches the headline of the affiliate offer, you know the people opting into your list are interested in the topic or else they wouldn't have opted in. This means you are sending very interested (targeted) traffic to the product you are promoting.

## Example Squeeze Page

Let's use this squeeze page as an example. Here's what this squeeze page for that product looks like:



See how simple of a squeeze page is? It's just a simple headline, with a bit of text telling them to enter their email address below, and then a section for them to enter their email address.

Once they opt-in they are redirected to the sales page (in your case they will be redirected to your affiliate link). The sales page looks like this:

*"The Last List Building Course You'll Ever Need"*

**Discover How I Built A List of 23,232  
Laser Targeted Subscribers For Free In  
Under 8 Months And How You Can Too!**

You **Don't** Need A Budget  
You **Don't** Need A List  
You **Don't** Need Experience

Campaign name	Subscribed
██████████	8,470
██████████	14,762
Summary	<u>23,232</u>

Notice how the headline of my squeeze page is almost the same as the headline of my sales page? The reason to do this is to ensure that the only people opting into your list are the ones who are 100% targeted.

They left their email address which means they are interested in this product, and since it is only \$7, there is a

higher conversion rate with subscribers buying the product.

## **But Don't You Have To Give A Free Gift?**

So why is this so awesome? Because it means you DON'T have to give them a free gift. So many people assume that in order to build a big email list, you need to have a free offer to give away. That's not the case.

Notice how on my squeeze page I never said a thing about them getting a free gift when they signup? But another he told them that he built a list of 23,232 and they can too. Then when they opt-in they are brought to a page where they have the opportunity to purchase the product that will teach them how to do this at a very low price point.

This means you WILL NOT be giving away a free gift! Statistics on people actually downloading and reading the free gift are very, very low. Even among people who BUY our products, less than 40% actually open and read.

Can you imagine how low the percentage of buyers are that actually implement the method they paid for? I think

it's less than 5%. Be a part of that 5% with this training! That's why I say there are tons of internet marketers, but actually very little competition. So few actually take the time to implement a method and give it enough time to make money for them before the jump on the next shiny product and keep repeating that process in perpetuity.

Just take a look at the headline of the product you are promoting and then create a simple squeeze page using that headline. Then when they opt-in, have your autoresponder service automatically redirect the subscriber to your affiliate link.

## **How to Create the Squeeze Page**

Don't freak out about creating a squeeze page, it's actually really simple. If you don't want to use WordPress you can just find a free template.

This is what it looks like:



As you can tell, it's a pretty simple looking squeeze page. That's what I love about it! I have tested a lot of different squeeze pages and the simple, boring looking ones always outperform the ones with lots of images and distractions.

For those of you that would prefer to use WordPress (like a couple of me), there are some incredible plugins that make this extremely simple.

You can swap out the video for a photo of the product you are sharing or go simpler and sometimes more effective with big headline and email opt-in. This is my favorite squeeze and still rocks it to this day.

You can also do a Google search for free WordPress squeeze pages and you will find a bunch of them.

If you have some basic HTML knowledge or don't mind checking out some YouTube videos for training on editing and setting up templates like Squeeze Page City gives you, go for it! You'll need to learn sooner or later the basics as well.

One thing to keep in mind when creating your squeeze page is to only ask for the email address. There is no need to ask for both the name and email address.

I have tested this, and when you ask for both the name and email address your opt-in conversion rate will drop and you don't get higher conversions on the affiliate offer, so do yourself a favor and only ask for the email address.



This is for basic IM set up. The other side of this is engagement. While asking for the name lowers opt-ins, it increases engagement (open and click thru rates) with your emails. So you have a business decision to make here also whether to ask for both or just email.

Once you get your squeeze page set up to match the affiliate offer, and then have your subscribers get redirected to the affiliate offer right after they sign up, you need to put together your email follow up sequence. I'll go over this in the next section.

## **Your Follow Up Sequence**

So you have your squeeze page set up and you have your subscribers being redirected to your affiliate link. You will get some immediate sales from the opt-in redirect, but some people might need to see the offer multiple times before they make their purchase. So just because they didn't purchase right away doesn't mean you should give up on them.

You need to put together a killer 30 day follow up sequence. During this 30 day period, you want to promote

10 products, you will promote 1 product for 3 straight days and then move onto the next product.

There are a lot of variations on this, if you are needing a method to get up and running and start making some money, stick with a new product every 3 days.

## **Find 10 Products**

Now you have already selected one product, so you need to go back to WarriorPlus and find 9 more products to promote. Make sure the 9 products all meet the criteria of having over \$1.00 EPC, over 100 sales, and a refund rate of under 5%.

Once you find 9 other products (bringing you up to a total of 10), then you will need to write 3 emails for all of them. I know writing 30 emails might sound like a daunting task, so instead of thinking about it as writing 30 emails, just think about it as writing 3 emails for each product. Writing 3 emails for each product sounds much more doable than writing 30 emails.

Also keep in mind you don't have to write them all in one day. You can write 3 today, 3 tomorrow, 3 the next day,

etc. Before you know it you will have all 30 emails in your follow up sequence.

## Writing The Emails

So how do you actually write the emails? Too many people freak out about writing emails and think there is some magic formula to email writing. Truth be told, there's not.

Your goal in the email is to simply get them interested enough to click the link. The good news is the fact that I've noticed that shorter emails seem to outperform longer emails in both clicks and conversions, so shorter emails are for sure the way to go.

**The first email** should be a general overview of the product. Don't give away too much about the product in the first email, keep it nice and short and just give a brief overview about the product and include 2-3 links pointing back to your affiliate link.

**The second email** is when you want to talk about one specific aspect of the product. Usually the sales page will tell you what you will learn in the product. Read through

the sales page and find one specific thing they will learn in the product and write a short email about that.

**The third email** will be about another specific aspect PLUS a bonus. This is the email that will actually get most of the people purchasing. They have already seen the product twice, many of them are already on the fence and want to purchase but still aren't sure, so when you tell them about one more specific thing they will learn inside the product and then offer them a bonus if they purchase through your link, that is usually enough to "push them over the fence".

## **Example Emails**

So with all that in mind, let's take a look at 3 example emails for Promotion:

**Email #1:** The General Overview Email

**Subject:** Build A List of 23,232...For Free?

**Body:**

Fancy seeing you here ;)

We are going to keep this email nice and short and get straight to the point.

You all know the money is in the list...right? When you have a list, you are in control. You are in control of when to send the traffic and you are in control of where to send the Traffic.

Problem is, list building is expensive right?  
**WRONG!**

>> [Click Here To Learn How To Build A List of 23,232 for FREE](#)

This is an 80+ page guide that will take you by the hand and show you how to build a massive list without spending any out of pocket money.

After you purchase, you are going to learn some traffic generation techniques that completely **BLOW YOUR MIND.**

>> [Click Here To See What I Mean](#)

Talk to you soon,

(your name)

P.S. This is perfect for those of you who have never built a list before. bill takes you by the hand and shows you how to do everything including setting up your squeeze page.

Get in now while you still can

>> [Link To Affiliate Site](#)

**Email #2:** The One Specific Aspect Email

**Subject:** The Money is in The What Now?

**Body:**

Welcome back!

Glad you decided to open up this email and join me today.

Here's the deal...

Most of you guys already know how to set up a squeeze page (although if you don't that's ok).

The main problem is getting traffic to the squeeze page. Most people are never able to build a list because they struggle with free traffic generation.

Sure, you can always purchase a solo ad and get traffic to your squeeze page, but that costs way too much money.

>> [Click Here To Learn How To Build Your List For Free](#)

In “V” guide, he goes over how to build your list using an unknown traffic source. I can’t go into too much detail about what the traffic source is in this email, but the incredible thing is once you do the work once, you will be getting traffic to your squeeze page forever which means there is no limit to how big you can build your list!

>> [You Gotta See This](#)

I haven't been this excited about something in a long time. Do yourself a favor and pick up a copy of “product) and use the methods in that guide to completely change your financial life.

Talk to you soon!  
(your name)

**Email #3:** Specific Aspect + Bonus Email

**Subject:** Your Last Chance + A Special Bonus!

**Body:**

These past few days I have been raving about (product) which is a guide that shows you how to build a list of over 20,000 while spending no out of pocket money.

In one section of the guide, (V) even shows you how each subscriber you get will bring in even more subscribers. So your subscribers are getting you subscribers and they don't even realize it!

>> [Click Here To Learn How](#)

I am not sure how much longer (V) is going to keep this offer on the table, so if you purchase today I am going to give you access to my guide that goes into detail on how to create a squeeze page.

This guide will show you how to dramatically increase your opt-in rate. When you combine this guide with the methods you will learn in (product).



There is NO REASON You won't be able to finally succeed online.

>> [Click Here To Secure Your Financial Future](#)

After you purchase, just reply to this email with your PayPal transaction ID and I will send you back a copy of my squeeze page guide.

Talk soon,  
(your name)

P.S. I seriously can't wait to hear about the results you get from this program. A few of the subscribers purchased 2 days ago and they are already seeing results :).

So regardless of whether or not you decide to promote that exact product, study the emails and create similar emails for the products you decide to promote. You can rework those email's pretty easily for most any list building product that meets your criteria.

If you have 30 emails in your follow up sequence promoting 10 different products you WILL makes sales, guaranteed.

Many products in WarriorPlus have links to their JV pages which will have multiple free email swipes for you to use. Many affiliates are also more than willing to provide swipes for you if they don't have a JV page, just shoot them a message.

Contact details for affiliates can be found clicking their name in WarriorPlus.

## **Where To Get The Bonus**

Now as far as the bonus goes, don't worry if you don't currently have a bonus to give away. You can actually purchase a PLR product to give away as a bonus.

Two favorite places to purchase PLR products are <http://TradeBit.com> and <http://Master-Resale-Rights.com>

Once you purchase the PLR product, chances are good you will get both a PDF and a Word Document.

Just open up the Word Document and edit it by putting your name in there, then save it as a PDF. All you need to

do is find a PLR product or two that are a good compliment to the product you are promoting.

Also WarriorPlus is great places to find higher quality PLR, but it also comes with a slightly higher price point.

## **Have Fun When Writing Emails**

The take home point with this section is to simply have fun when writing your emails. Let your personality show through your emails.

Too many people forget to have fun when writing emails and that kills conversions. Writing emails is a heck of a lot easier when you are having fun. And remember, you don't have to write all the emails in one sitting.

Get your first three loaded up and then start diving traffic (which I will show you how to do in the next section). As time goes on you can start adding more. Just don't feel like you have to add all 30 before you continue.

## Traffic Generation is...Easy?

Many people make traffic generation to be something complicated, when in reality traffic generation is probably the easiest thing out there.

Yes, you will be paying for the traffic, but if you set up your funnel properly like I showed you, you are going to make most of (if not all) of your money back. Now for those of you that REALLY don't want to pay for traffic or just need some start-up money before you can pay for traffic, I'll talk about one free traffic generation method that I to get started and still use to this day because it works so well.

If you can put aside an extra \$100 bucks to pay for traffic that's all you really need to get started and there's a good chance you will make that \$100 back within a matter of days, then you can just continue to reinvest it and continue to grow your list!

## **Solo Ads Are Your Best Friend**

Yes, you have probably heard about solo ads before. Some of you might have heard some great things about them, others of you might have heard some terrible things about them. If you do proper research, solo ads can be the best way to reach \$100/day faster than you ever thought possible.

However, if you don't do your research you can end up wasting A LOT of money on solo ads.

Before I get into how to do your research, I want to show you why the funnel you set up will work so well for solo ads.

So let's recap...You have a squeeze page that is VERY targeted towards your product. You can even use the same headline if you want. That means the people that opt-into the squeeze page are very interested in learning about that exact topic.

You will purchase a solo ad (let's say 100 clicks for \$35). 100 clicks will be sent to your squeeze page and assuming your squeeze page converts at 50%, you will

receive 50 subscribers. Those 50 subscribers will be redirected to the affiliate page.

Let's say only 3 of those 50 people purchase the product and you get \$10 per sale. That means you spent a total of \$35 for the solo ad and made \$30 back the very first day.

So essentially you just added 50 people onto your list for just \$5.00! And these people haven't even gone through your 30 day funnel yet. By the time they go through your full 30 day funnel many of them will purchase multiple products.

So looking at it from the example above, you are actually getting PAID to build your list and you can promote to these subscribers for the rest of your life. Not a bad deal 'eh?

## **Choosing The Best Solo Ad Sellers**

In order to get results like this, you need to make sure you do proper research before you purchase a solo ad. There are a lot of solo ad sellers out there who are just trying to scam you by sending bot traffic, and there are also a lot of

sellers who will only send you traffic that never buys anything.

I want to make sure I avoid both bots and people who are just looking for freebies.

So how do we do this? Simple! Use Facebook.

There is a Facebook group where people will leave honest testimonials for people they have purchased solo ads from before. You will see how many clicks they ordered, how many clicks they received, how many opt-ins they got, and whether or not they go any sales.

The main thing I was looking for sales. Sure, it would be nice getting a lot of subscribers but those subscribers are pointless if they never buy anything. So when looking for solo ad sellers, we need to look at whether or not their customers are getting sales.

To do this, you first need to join the Facebook group. Here's the link:


<https://www.facebook.com/groups/SoloAdsTestimonials/>

Once you get accepted in the group, you can browse through it to find sellers who have been getting sales. Or

you can just use the search button to speed up the process. First thing you need to do is click on the “Search” icon that looks like this:



Now just type in the word “sales”





This will show you all the people who left a testimonial in that group and mentioned something about sales. Just scroll through the people who left testimonials and contact those sellers. Make sure you actually read the testimonials before you contact the seller.

When you search the word “sales” it will show you each time the word “sales” was used. Some people leave testimonials saying “I didn’t receive any sales”.

### Here’s a great example...



 **Andy Steele** ▶ **SOLO ADS TESTIMONIALS**  
Yesterday at 1:22am · London, United Kingdom · 🌐

Seller: ~~XXXXXXXXXX~~  
Ordered: 1000  
Delivered: 1022  
Optins: 29%  
Sales: NONE

Comments: First 250 clicks came through with an opt in rate of less than 5%.

Spoke to ~~XXXXXXXXXX~~ who said he would start again with a fresh link. Same thing happened again but the rate increased towards the end of sending. Final optin rate was still much lower than I normally get.

No sales from 1k clicks is a mystery. This is the first time I've had a solo over 300 clicks where I have not made a sale.

Like · Comment · Share ·  5  2

I blocked out the sellers name just because I don't want this book to be responsible for ruining anyone's business. But as you can see this person ordered over 1,000 clicks and didn't receive any sales...OUCH! You want to make sure you stay away from sellers like that.

Here's an example from the type of seller you would WANT to go contact:



The image is a screenshot of a Facebook post. At the top left is a profile picture of a man. To the right of the picture is the name 'Prashant Mangalampalli' followed by a right-pointing triangle and the text 'SOLO ADS TESTIMONIALS'. Below the name is the date and time 'July 21 at 8:12pm' and a globe icon. The main text of the post lists the following details: 'Seller: David Wolfe', 'Ordered: 500', 'Delivered: 514', 'Time-frame: 4 days', 'Optins: 52.33%', and 'Sales: 5 FE'. Below this list is a comment: 'Comments: I buy regularly from David and this is the reason why.' At the bottom of the post, there are icons for 'Like', 'Comment', and 'Share', followed by the numbers '3' and '1' respectively.

This person ordered 500 clicks, got over 50% to subscribe which means over 250 subscribers, and received 5 sales. This means he got 250 new subscribers onto his list and made almost all his money back right away.

Assuming he has a good follow up sequence like you do, he will continue to make money from these 250 subscribers.

Now when it comes to the price, remember that prices are always negotiable. Always ask if they have a “first time buyer’s” discount.

Many of them will say yes because they don’t want to lose you as a long term customer. We like to personally never pay over 40 cents per click.

Many will try to sell to you at 45-50 cents per click but you can easily negotiate them down to 40 cents per click or less. If they are unwilling to lower their prices then move on to the next seller.

There are literally hundreds if not thousands of solo ad sellers out there who can help you generate sales.

# Traffic Generation

We were all once in a position where the idea of paying for traffic made our stomach uneasy. And even though I highly recommend you just give it a try because you will notice that you will make a good chunk of your money back the first day, make all your money back after a few days, and then profit throughout the rest of the funnel, if you don't have the budget, that is fine.

I'll tell you about the free traffic generation method I use do to get started and the method we still use today to generate free traffic to our squeeze pages web sites and sales pages.

## **Forum Posting:**

This is a "not so new" method of getting free traffic that I'm sure a lot of you have heard about before, but very few people actually do it. I really have no idea why people don't do this because it's such an easy way to drive traffic to your website for free.

When I was trying to figure out how to build our lists, I bought countless WSO's on list building and a couple of them said to post in forums.

If you have seen this as well and just skipped past that section because you didn't believe you can really generate much traffic at all through simply posting in forums a couple times per day, you are wrong! Don't worry, we all thought that too.

Once I started to consistently post in the [Warrior Forum](#) I noticed the power of making a couple high quality posts every single day. If you want to build your list as quickly as possible, forum posting should be part of your everyday strategy.

### **Finding Forums:**

If you are in the internet marketing niche, the only forum you really need to join is [WarriorForum.com](#).

Yes, there are other internet marketing forums out there, but The Warrior Forum generates the most traffic by far.

I know some of you are motivated as heck though to get traffic that builds up over time and only gets more effective

the more you post. So here are a bunch more forums for you to check out:

- <http://www.webmastersun.com/>
- <http://www.wickedfire.com/>
- <http://www.freshmarketingforum.com/>
- <http://www.riseforums.com/>
- <http://www.dreamteammoney.com/>
- <http://www.v7n.com/forums/>
- <http://www.theimforum.com/>
- <http://affiliate-marketing-forums.5staraffiliateprograms.com>

If you are in another niche, you might want to find a couple forums to join. Finding forums is actually really easy.

You can use Google to help you find forums. Just head over to Google and search “Your Niche + Forum”. Once you search that, Google will return a bunch of forums. Go through them and figure out which ones are the most active and join the most active ones.

However, before you join make sure they allow you to leave a link in the signature. Most of them will but there are a few that won't allow it.

## **Adding Your Signature:**

Before you start making posts, you want to leave a link to your squeeze page in your signature that way below each post you make there will be a link to your squeeze page which will get exposed to thousands of people.

Here is an example of signature link looks like in The Warrior Forum.



That simple signature has been responsible for driving a couple thousand visitors to his squeeze page these past few months.

## **You Know More Than You Think**

It seems like each time I tell someone they need to start consistently posting on forums, they always tell us “but guys, I don’t know enough to help out other people.”

Feeling like you don't know enough is not an excuse for not posting.

I can guarantee you that you know a lot more than you think. If you browse through some of the threads in Forums, you are going to find some threads you can post in and give your input.

The main problem is some people just lack confidence and are afraid they are going to give their opinion and then have others start an argument with them and tell them they are wrong.

Unless you say something completely false and start spamming the forum, this isn't going to happen. Forums are meant for opinions, sure there might be times where someone doesn't agree with you, that happens to me all the time, but as long as you aren't rude to them they won't be rude to you.

If you feel like you REALLY don't know anything about your niche, then you can still do forum posting. Just make sure you do a little bit of research before you make a post. There's nothing wrong with going to Google to look up an answer and then reporting back with what you learned.



So don't let the fear of "not knowing anything" or the fear of getting in an argument on the forums stop you from making daily posts.

### **Post On New Threads:**

If you want to get the most out of your forum posting, you should try to post on new threads that don't have many (if any) replies yet. If you are one of the first three responders to a new thread, you have a much greater chance of someone reading your response which means they will be exposed to the link in your signature.

If 10-15 people have already replied your reply will get stuck somewhere in the middle and most people don't read that far down which means they won't see your reply/signature.

### **Value, Value, Value**

I think this could go without saying, but I'm going to say it anyways because it is extremely important. When you make your posts, you need to make sure you are actually adding value to the forum. Don't just go out and make as many short little posts as you can, that's not really helping anyone.

Make sure you actually read the persons question and then do your best to give them a researched answer or chime in with your opinion.

## **Your Forum Posting Strategy**

The thing I love about forum posting is that it doesn't take long to do at all and I actually find it kind of fun. You get to engage with others who have the same interests as you and drive traffic to your squeeze page at the same time, sounds like a pretty good deal to me!

So how many times per day should you be posting in a forum? I would say to make about 10 high quality posts every single day. 10 posts does not take a long time at all once you learn the rhythm and general questions being asked in a niche forum.

To make it easy, break it up: Few with coffee in the morning, few right when you get home from work and then while watching TV at night answer a few more questions in a forum.

Once you make 10 posts for 7-10 days, you will see how much traffic you can actually drive to your squeeze page on a daily basis.

So if you are like me and you have always put aside forum posting and said it's not for you, I challenge you to try it for just one week!

Make 10 posts every single day for one week and watch how many new subscribers you get. After that week you can decide whether or not it is something you want to continue with. Once you see how many new subscribers you got from doing it (For FREE by the way!) I'm sure it is something you will want to continue doing.

So traffic generation really is as simple as that. Like I said, I highly recommend you do your research on solo ads and purchase solo ads from people who have good testimonials. As long as you have your sales funnel set up properly like how we showed you; you are going to make some sales, break even quickly, and then profit your way through the rest of the sales funnel.

## **Scaling This Business Model**

So now you have traffic coming into the squeeze page, The people who subscribe are being redirected to your affiliate link, some of those people are purchasing right away, others will purchase a product at some point in your 30 day funnel...but now what?

After 30 days are you just done making money from your subscribers? HECK NO!!!! You have just started :).

At this point many people stop adding to their follow up sequence and are “satisfied” with the results they are getting. I don’t want you to ever “settle”. I want you to make sure you extract as much money as you possibly can from your subscribers.

This is easy to do, just keep adding to your sales funnel! There really is a never ending supply of products that match the criteria that I need to promote them.

Products are being released every single day that have at least 100+ sales, an EPC of over \$1.00, and a refund rate under 5%. Write three emails about each of these products and add them to your follow up sequence!

It amazes me how many people let their follow up sequence just end.

Why do this? It makes no sense. Even if you just wrote 1 email per day for a full year, you would have a full year's worth of emails THAT WILL GET SALES that are going out to your subscribers on a daily basis.

That's why I have no problem paying \$40 for a 100 click solo ad. I know i'm going to make most of that money back right away, and profit from those subscribers for as long as they stay part of our follow up sequence.

If you have a never ending supply of emails in your follow up sequence and have a constant source of traffic coming in, you are going to make \$100+/day MUCH faster than you have ever thought possible.

This is a simple system! It doesn't need to be complicated in order to work. So just keep the traffic coming in and keep adding sequences of three emails promoting a product to your follow up sequence. The three sequence email series is very powerful for promoting affiliate offers. Once you get started you will see what I mean.

## **Conclusion**

Like I said earlier, don't let the simplicity of either part of this system fool you. I've used this system to reach well over \$100+/day and so have many other marketers.

Building funnels, building your list and then driving sales with email marketing is how 90% of full time marketers make their living in most any niche you can think of. Once you have taken the time to learn these foundation methods you can scale into larger funnels, more paid traffic sources, retargeting, JV partnerships and product launches.

Hope you realize you are building the foundation for a limitless career in IM only limited by your effort. In case it's not clear, if you don't do any of the work you aren't going to make any money. So make sure you set your goals and take action. Action leads to success, plain and simple.

I hope you found this guide to be valuable. I put our all into it and aim to only teach you what I do every day so you can move forward with confidence and not 'hope' that something will work.

**Recommended : 100% Newbie  
Friendly "CASE STUDY"  
- Make Money Online In The Next 10  
Minutes!**

**[Check Out This Now >>](#)**

**Recommended : Breakthrough  
Software  
Gets You Unlimited FREE TRAFFIC  
From Google & YouTube... In Minutes  
In  
the Next 60 Minutes You'll Be Ranked  
On  
Google Page 1... Guaranteed!**

[Check Out Here >>](#)

**Take Action & Succeed!**



*G. Pall*