

MISSION CPAGrip DECODER

Hey, It's A.I Saikat - Lukmankim (WP name)

I am in Affiliate marketing and CPA company over 7 years. Previously I was happy when i earned myself and now i enjoy to see to make money of new comers !

That's the main reason behind my product creation.

The **MISSION CPAGrip DECODER** is a absolute masterpiece to earn from CPA offers ! It doesn't matter which niche it is !

All you need is to follow the guidelines and must take action !

- A.I Saikat

Today, you're going to learn something new. You're going to learn how to make money with CPA, specifically through content locking.

The beauty of making money through CPA is that you earn money creating content that you're interested in, passionate over, or know lots about. Sure, you'll have to put in a little bit of effort to get started, and a relatively small amount of money to get a website up and running. Thankfully, you don't need to know how to program a website. You'll make money while you sleep, and earn while you're at work. Most importantly, you'll be able to repeat the process and compound your earnings.

In a month from now you could have cold hard cash sitting your bank account. That's a nice thought, right?

Read from strat to end carefully to avoid any missing...

What Is CPA Marketing?

Cost Per Action (CPA) Marketing is a marketing compensation model where a commission is paid whenever a user clicks on an affiliate link and takes a specific action (for example: filling out a form, getting a quote, or signing up for a free trial).

CPA marketing works by getting “publishers” to advertise offers to their viewers. However, instead of paying for views or clicks on the offers, the publisher is paid when a certain predetermined action is completed.

An “action” can be anything. They tend to be simple to achieve, such as getting your viewers to:

- ☐ **Fill in a short form, such as submitting an email address**
- ☐ **Get a quote for something, for example insurance**
- ☐ **Signing up for a free trial**
- ☐ **Entering a competition**

- ❑ Buying a product
- ❑ Doing a small survey
- ❑ Voting in a poll
- ❑ Downloading an application

Key Terms & Concepts Used In CPA Marketing

CPA marketing can be as hard or as easy as you want to make it. By understanding the key terms and abbreviations, the dashboards and statistics will make way more sense.

- ❑ **Publisher** – A person that creates and distributes content, like a blogger or a musician, for example.
- ❑ **Locker** – Something that asks a user to complete an offer in order to proceed to the content, URL, or download. (Check out an example [here](#).)

- ❑ **EPC** – Earning Per Click (Earnings are divided by amount of clicks on an offer).
- ❑ **Leads** – Completed actions, potential sales generated, amount of people that have made you some money.
- ❑ **CTR / CR** – Click-through rate. This is the amount of people that make you money versus the amount of people that have clicked an offer.
- ❑ **Niche** – A section of a market. For example, “red socks” is a niche in the “socks” market.

The Top 3 CPA Networks

Now that you understand CPA and how works in theory, it's time for you join a CPA network what provides the content lockers.

The CPA network is the company that connects you to the advertisers. They handle the hard work. They provide pre-set out-of-the-box lockers for you to use.

Most of them require an application process. To get ahead quickly, you should sign up to one as soon as possible. Be truthful and fill it out to the best of your ability.

#3. CPALead

The guys and gals at [CPALead](#) proudly state that they “invented content-locking”. They also offer the opportunity to lock adult content – something that other networks rarely offer. More or less, they have the same features as CPAGrip and AWM. Their dashboard is fairly straightforward.

#2. AdWorkMedia

[AWM](#) is a network that definitely deserves a place in the Top 3. It has the same features as CPAGrip but has a lot

more pre-set lockers, as well as a product checkout locker for multiple offer completion, and some other more advanced features.

The only notable downside is the slightly more complex dashboard, but don't let that deter you.

#1. CPA Grip (personal favourite)

I've been with CPA Grip for at least 2 years now. They've never missed a payment. They also provide highly competitive rates on their offers, as well as having a super user-friendly dashboard.

If you're not the most tech-savvy, I would strongly advise this network simply on the basis that the dashboard is so easy to use.



Why Cpagrip?

Cpagrip is unique in the way that its an instant approval incentive cpa network. Means you can login and start promoting the offers as soon as you sign up.

However that doesn't mean any **cheater** can join the network, trick the system and get paid. A cheater can earn money but will never get paid because the leads generated by the publishers are strictly checked before sending the payment and other than that cpagrip has really advanced

cheat and fraud detection technology which keeps all fraud users away. The owner John Wilson is a really friendly and helpful person. If you need any help then you can always contact him at skype and he will respond as soon as possible.

If you ever wonder how to use cpagrip then you don't need to worry about that because the dashboard is very user friendly. You can find the tools, offers, account settings etc.

at the left and your earnings stats on the top right side of the dashboard. Let's take a closer look at the awesome monetization tools of cpagrip

Main Features:

- Content Lockers
- Url & Download Lockers
- Video Lockers

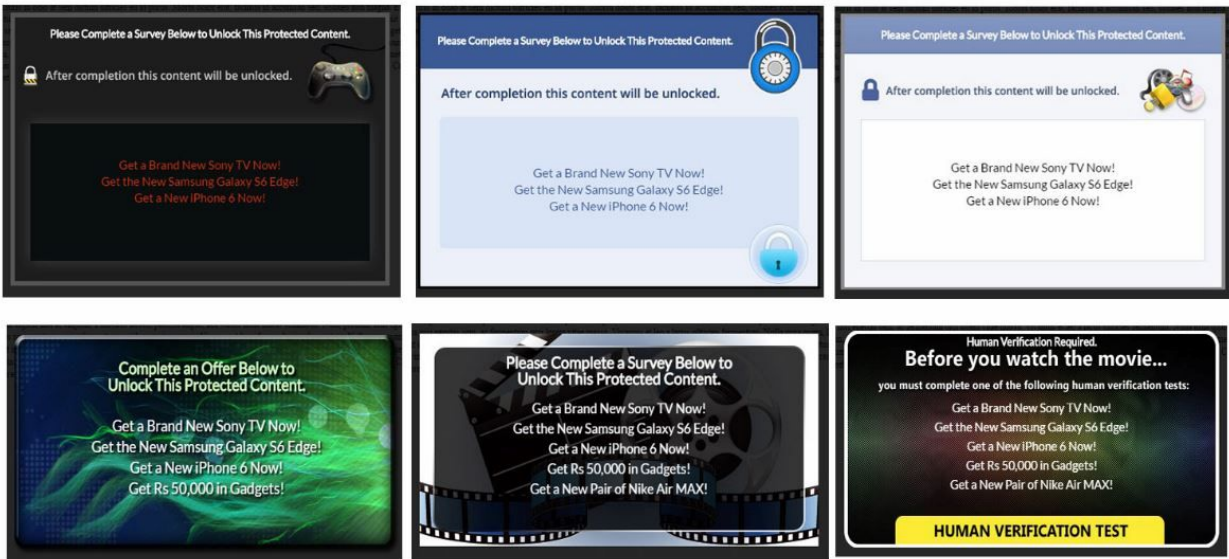
- Offer Walls
- Virtual Currency

Content locking makes this process much easier to do. By locking content you will incentivise the completion of the action.

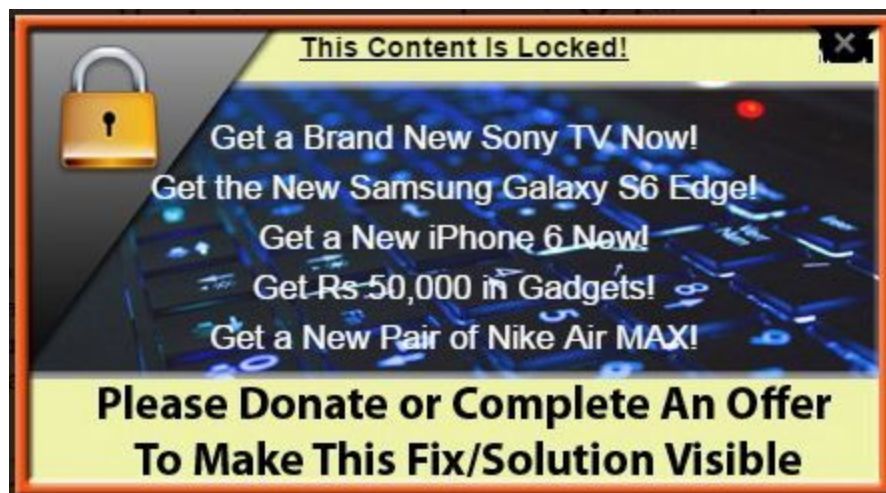
Cpagrip Monetization Tools

1. Content Lockers -

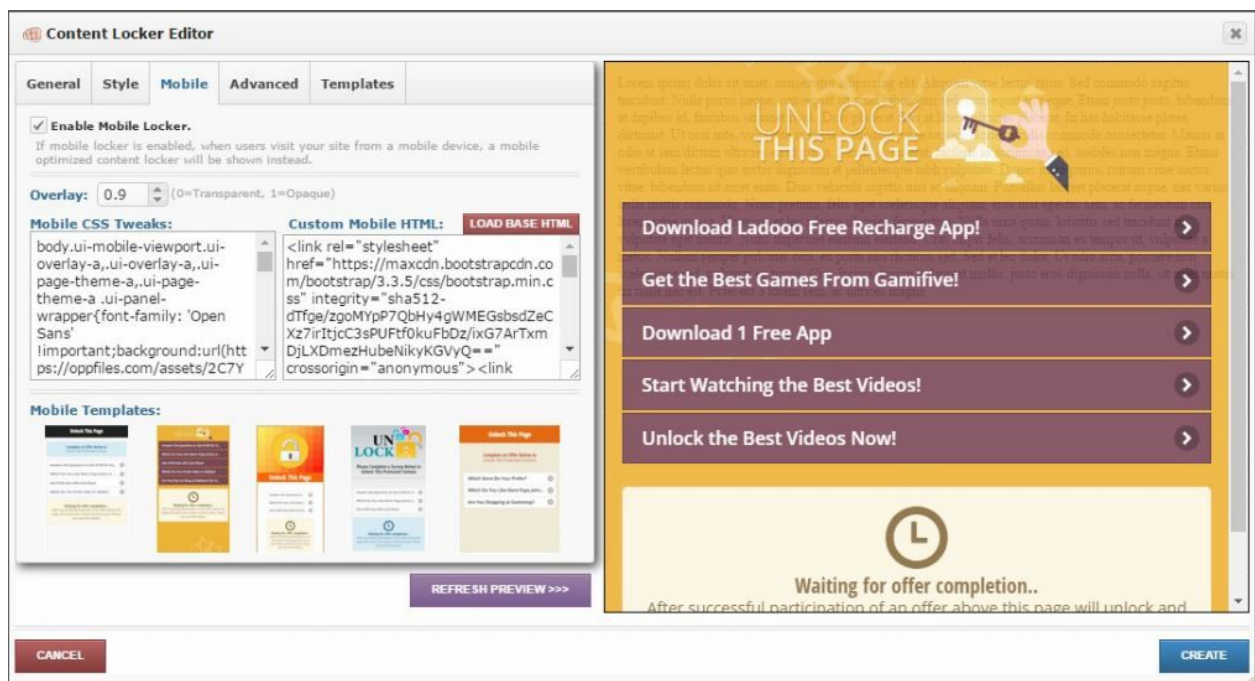
Cpagrip offers you a wide range of content locker templates to choose from. It has some of the top converting templates that i have seen at any cpa network. I was quite surprised to see how conveniently you can modify the cpagrip widget to suit your needs. You can see some of the cpagrip templates in the image below. Click the image for a bigger view.



You can even use your own custom template if you want. This way you can greatly boost your conversion because the widget is completely matching your niche or site. Below is a custom template that i designed and used at cpagrip.



Another best thing is that their content lockers are mobile friendly so that when a user visits your locker from his mobile device then he will see a mobile optimized template which greatly increases your earnings. You can also adjust various settings under the "Mobile" tab settings of your locker. In the image below you can see cpagrip mobile templates.



You can adjust the settings to have the cpagrip widget to appear instantly (as soon as the page loads) or when the user clicks a button. You can also set a custom delay before which the cpagrip widget appears automatically.

If you set the load method to "onclick" then the widget will only appear when the button is clicked. The cpagrip onclick method is more seo friendly so if you are getting traffic from search engines then i recommend you to use the onclick method.

How Content Locking Works

The incentivisation principle I previously mentioned is key to the content locking concept.

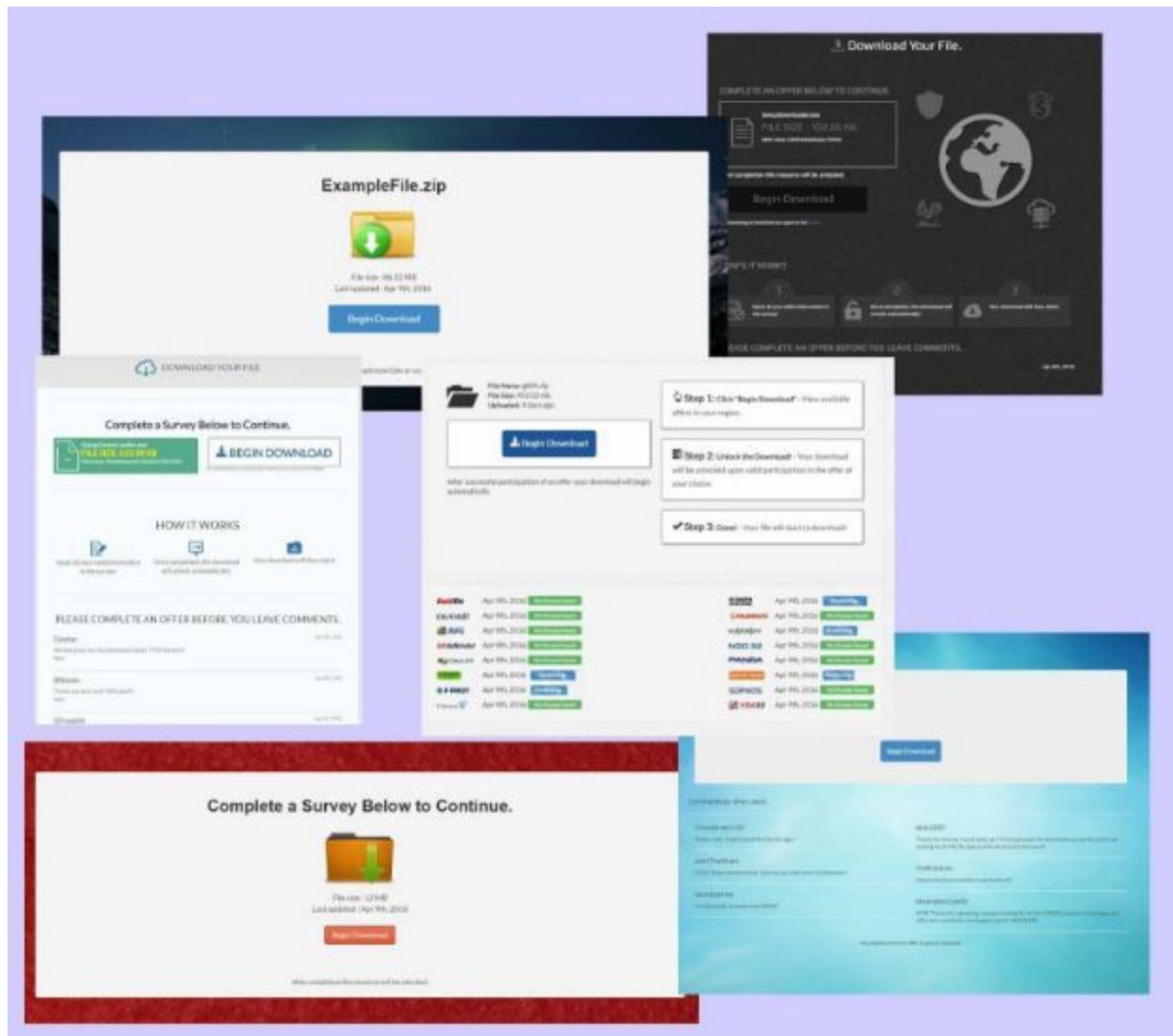
For example, if I decided to write a short eBook called 10 Weight Loss Tips that Are Proven to Work, I would “lock” the download and ask my visitor to sign up to a dieting newsletter so they could download the eBook. I would then be paid anywhere between **\$1 – \$20+ (on average)** per

download. This is obviously dependent on the offers available on the network at the time.

2. URL/File Locker -

Cpagrip link locker or url locker is another **most widely used** tools at cpagrip. If you have a really useful content like a web page or an ebook then you can lock the webpage url or the ebook download page url and monetize it using the cpagrip link locker or url locker.

Below you can see some of the most highly converting cpagrip landing page which you can use.

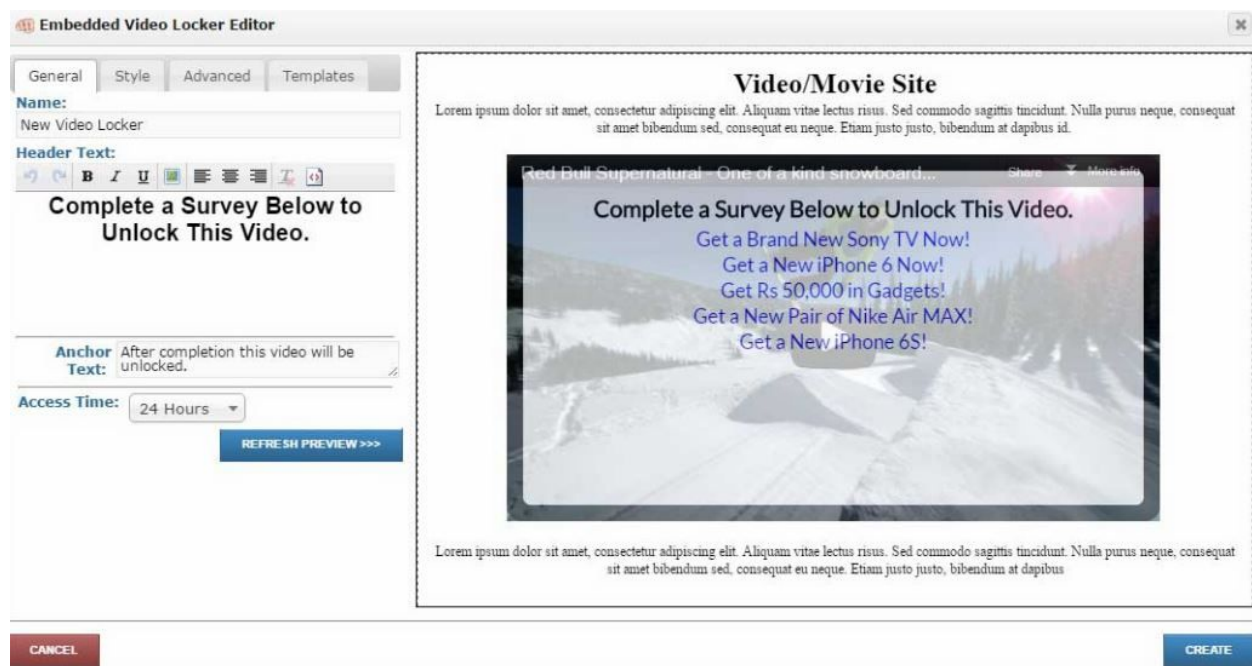


I recommend using the cpagrip templates which have comments because you can modify those comments according your your niches/topic which builds more trust in your visitors. If you are providing a downloadable file

then you can use the **virus scan** template which is great for file downloading niches.

3. Video Lockers -

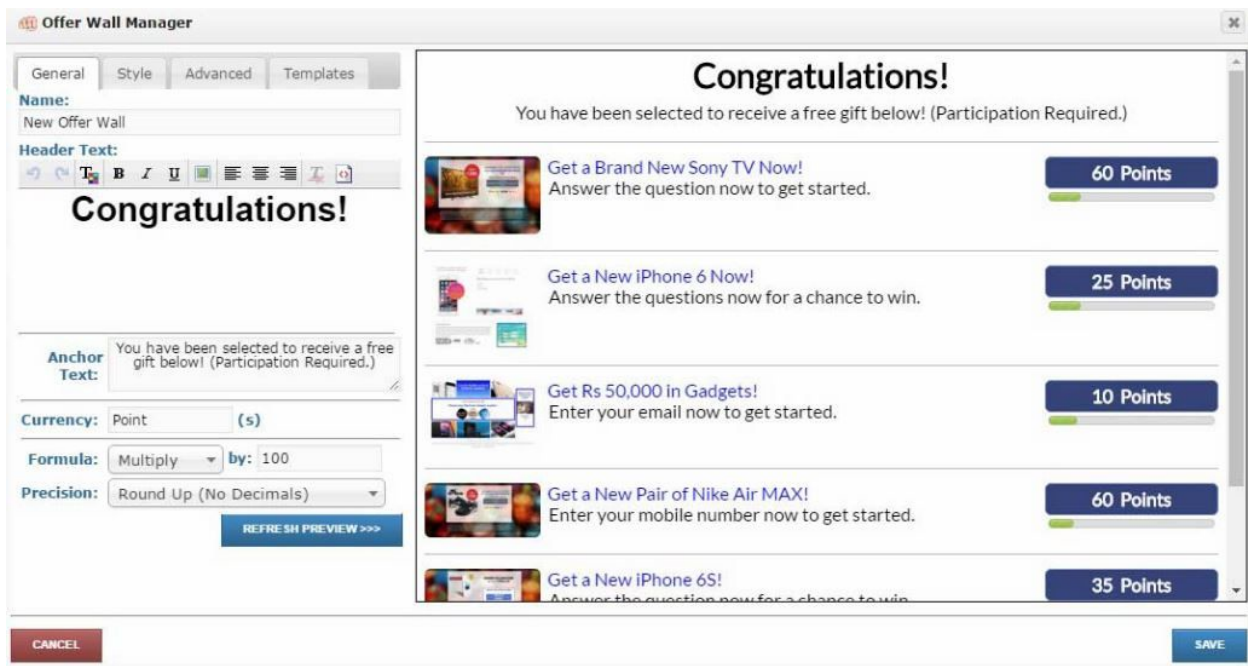
Cpagrip video locker is a great way to lock and monetize videos. Using this tool you can **lock youtube videos** or any other videos on your site. The best thing is that it only locks the videos and not the entire webpage. This is great because the user can still interact with the content on your site and learn more about that video. Below you can see the cpagrip video locker.



4. Offer Walls -

Cpagrip offer wall can be used as a way to reward your users with virtual currency or points for each offer they complete.

The offer wall displays the top converting and geo targeted offers to your visitors so that they can complete multiple offers in order to earn points. There are also multiple templates to choose from.



The screenshot displays the 'Offer Wall Manager' interface. On the left, there are tabs for 'General', 'Style', 'Advanced', and 'Templates'. The 'General' tab is active, showing fields for 'Name' (New Offer Wall), 'Header Text' (Congratulations!), 'Anchor Text' (You have been selected to receive a free gift below! (Participation Required.)), 'Currency' (Point), 'Formula' (Multiply by 100), and 'Precision' (Round Up (No Decimals)). A 'REFRESH PREVIEW >>>' button is at the bottom of this section. The main area on the right shows a 'Congratulations!' message and a list of offers:

Offer Description	Points
Get a Brand New Sony TV Now! Answer the question now to get started.	60 Points
Get a New iPhone 6 Now! Answer the questions now for a chance to win.	25 Points
Get Rs 50,000 in Gadgets! Enter your email now to get started.	10 Points
Get a New Pair of Nike Air MAX! Enter your mobile number now to get started.	60 Points
Get a New iPhone 6S! Answer the question now for a chance to win.	35 Points

At the bottom, there are 'CANCEL' and 'SAVE' buttons.

5. Virtual Currency -

Offer wall and offer feed (xml/csv) platform can be leveraged in combination with it's global or multi-postback systems to allow you the flexibility to define your own virtual currency and conversion rates, while giving your end users a seamless experience.

Upon completion, you make money for each offer completed and with Postback and Tracking platform your user will automatically receive their credit / points for their action. Offer walls are a fantastic resource for publishers and makes for an excellent virtual currency resource.

Now that you've chosen a network, you need to start considering a niche. It's important to research that section of the market you're going to providing content for.

Finding A Profitable Niche

Most people go for the **evergreen niches** when they first start out; however, they can prove difficult due to the amount of competing websites. **Evergreen niches are niches such as weight-loss, investment strategies, relationship advice, or ache treatment.** In other words, these are niches that don't die.

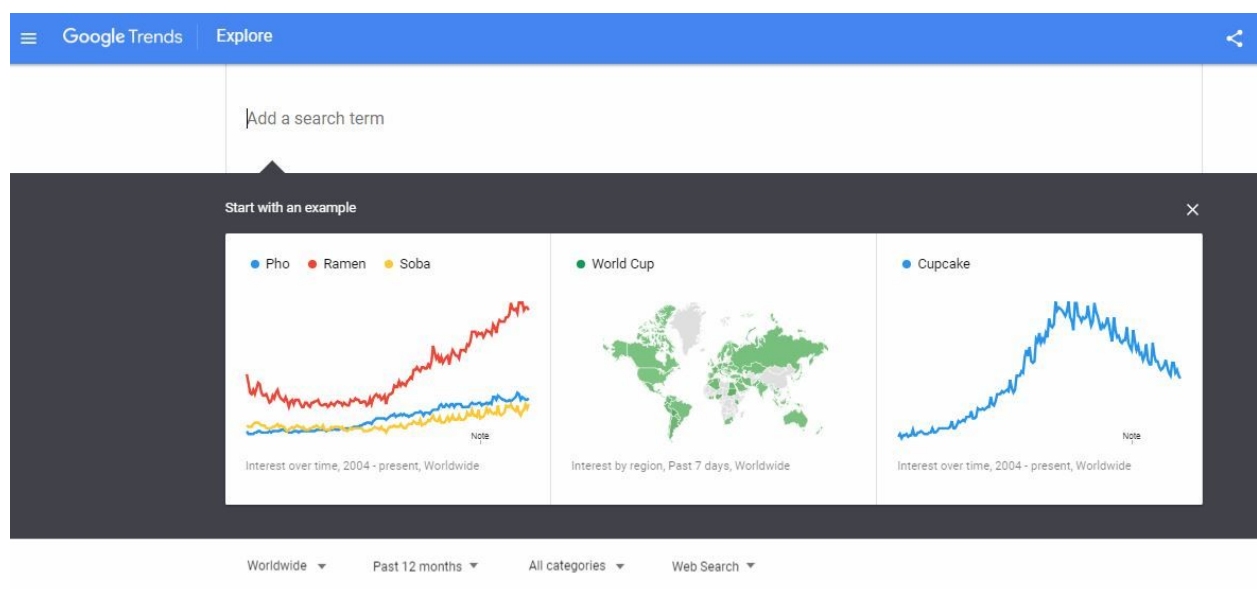
[The best tactic is to find a niche that is trending.](#)

#1. How To Find Trending Niches -

If you want to start making money **really fast**, the best way forward is to start looking content in trending niches. These are specific niches that are really popular at the moment, like headlines in the news, on TV, or season specific.

Daily news provides a fantastic source of trending niches. Keep your eyes on current events. When breaking news

comes out about some software (or concept, or person), create some relevant content. This could be an **eBook on how to get, achieve, or create** the content. It could be anything from a set of artwork you've created, to a competition page to win the item. Essentially, it could be absolutely anything that you could potentially lock.



If you want to find the very hottest in content on the internet then you should check out [Google Trends](https://trends.google.com), which highlights the most searched for content each and every day. It also has a ton of statistics.

#2. How To Research What's In Demand For Your Niche -

There's no point entering a niche if there's **no demand or traffic for it**, unless of course, you're going to create the demand (which is hard).

It's much better to use tools such as [Google AdWords: Keyword Planner](#) to determine how many people are searching for the content on the internet. This tool allows you to type in a certain keyword and it will show you how many people are searching for it per month.

>>[How to find perfect keywords with AdWords: Keyword Planner](#)>>

See the YouTube Tutorial above

Your product or service

cabbage, lettuce, mixed leaves

Get ideas

Modify search

Search volume trends ↕

Average monthly searches



Ad group ideas

Keyword ideas

Columns ▾



Download

Add all (20)

Search Terms		Avg. monthly searches ?	Competition ?	Suggested bid ?	Ad impr.	Add to plan
cabbage		135,000	Low	£8.68		»
lettuce		135,000	Low	£0.34		»
mixed leaves		140	Low	—		»

Show rows

30 ▾

1 - 3 of 3 keywords



Once you've got a good idea for a niche that you want to enter, your going to need somewhere to start putting your content.

The Easiest Way To Start A Website

Once you've found yourself a killer niche that's got some obvious demand and great potential gap for traffic, you need to setup a website.

Scary concept? Hopefully not, but thankfully I'm going to show the easiest way to start a website without learning any programming or web-design.

A little web-design knowledge and experience with WordPress will help, but it's not really not essential. Once you've started making money from CPA you'll probably want to make more, in which case you'll probably find yourself interested in learning HTML and CSS. That's a little while off yet though.

#1. First, You Need Hosting And A Domain Name -

- **Hosting** – A “rented” place on a server somewhere for your website to live on. It sounds more complex than it is.
- **Domain Name** – Your .com-style name for your website. For example, trainingwithvick.com is the domain name for my blog.



[HostGator](#) is the most popular hosting provider on the internet. Fortunately for you, they offer domains along with their hosting packages.

I would advise purchasing the Baby Package. It has unlimited addon domains (for when you make more sites), unlimited disk-space, unlimited bandwidth, a shared SSL certificate (keeps your website secure), and it makes it super easy to install WordPress.

I cannot stress how important it is to consider a good niche-relevant domain. Buying the domain “BlueBabyToys.com” will be an utter waste of time and money if your going to be creating content about “The Cabbage Diet”.

Remember, make your domain niche-relevant, or at least make it catchy and unspecific – like Tumblr, Twitter, or Google.

#2. Next Up: Install WordPress -

WordPress is the most popular content management system used on the web. A content management system is basically software that runs your website for you. This means you don't need to know how to program. The software handles all the difficult stuff and is ready to work out of the box. The best part is that it's free and it's super-easy to install once you've purchased your HostGator hosting package.

To make a long story short, here's a tutorial offered by HostGator on how to install WordPress to your site using the "Quick Install" feature in your hosting panel.

>>>>>>>[How to Install WordPress Using QuickInstall](#)>>>

Simple & Effective Method To Create Content That You Can Lock

Information products are the easiest things for you to start distributing.

- eBooks
- Video Guides
- Audiobooks

You can distribute anything: **software, videos, music, and art**. For now, I'll advise on information products. The same concepts can be applied to anything.

Now you're probably thinking, "I don't know how to write an eBook", or "I don't anything about weight-loss". Writing an eBook is simple. You can write up a document in Microsoft Word (or any word processing alternative) and export the file as a .pdf file. There you have it, your eBook is ready to go. The majority of content you need to create an eBook is readily available on the internet.

For example, if I were to create an eBook I'd simply pull information from sources such as:

1. [16 Ways to Lose Weight Fast – Health.com](#)
2. [Drop 5 Pounds in a Week – Cosmopolitan.com](#)

3. [How to Lose Weight Fast: 3 Simple Steps, Based on Science](#) –Healthline.com

These sources are all reputable sources and most people would have no problem rewriting some of the given points. If it were a chore, [Freelancer.com](#) provides a great platform for you to pay expert freelancers to do the writing for you. A 1000-2000 word passage would only cost in the region of \$10-\$30.

Quickly Get To Grips With WordPress

It's not difficult to use at all. You have a posts section, plugins, themes, and a handful of other relevantly named sections. I'm not going to write a huge WordPress tutorial, so here's another WordPress introduction video that will take you through every aspect.

<https://www.youtube.com/watch?v=2cbvZf1jIJM>

It's important to make your site look fairly attractive. This is easily achieved by using the free themes from the WordPress themes library.

Now you're going to need to create some content for your site.

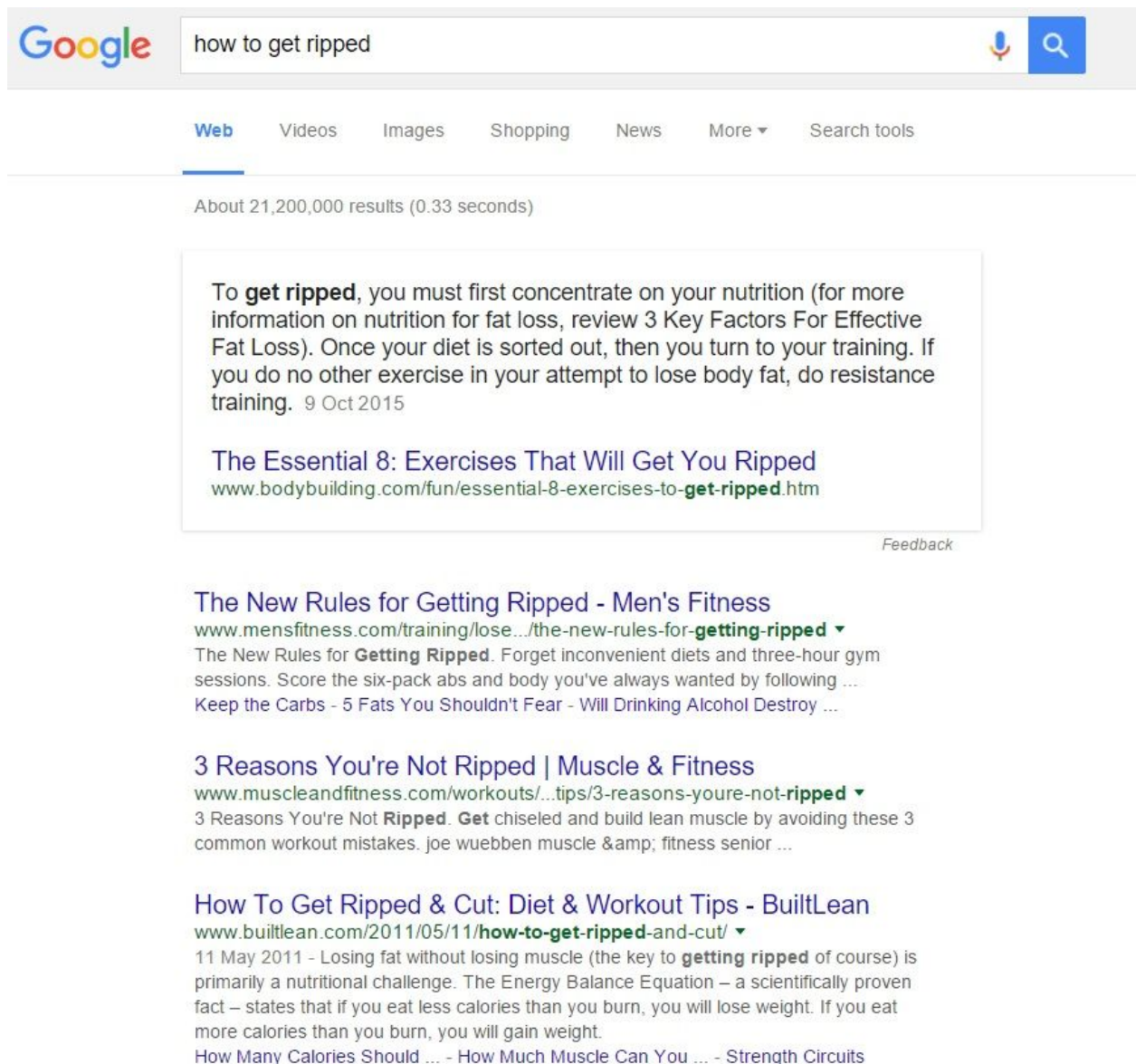
#1. How To Make An Attractive Information Product With Ease -

I mentioned earlier that you can make an eBook by writing a Word document and saving it as a .pdf file. It really is as simple as that.

Let's theorize that you've started a diet website called "JoshSuperDiet.com". Now you need to create a product with a catchy name, like "How To Get Ripped: 9 Simple Expert-Verified Methods".

Four Strategies for Creating Titles That Jump Off The Shelf

Next I'll Google "how to get ripped", and I'll open the top few articles. Each article will have a few methods on how to get ripped.



The screenshot shows a Google search interface. The search bar contains the text "how to get ripped". Below the search bar, there are tabs for "Web", "Videos", "Images", "Shopping", "News", "More", and "Search tools". The "Web" tab is selected. Below the tabs, it says "About 21,200,000 results (0.33 seconds)". The first search result is a snippet from a website, followed by a link titled "The Essential 8: Exercises That Will Get You Ripped" with the URL "www.bodybuilding.com/fun/essential-8-exercises-to-get-ripped.htm". Below this, there are two more search results, each with a title, a URL, and a brief description. The first result is "The New Rules for Getting Ripped - Men's Fitness" with the URL "www.mensfitness.com/training/lose.../the-new-rules-for-getting-ripped". The second result is "3 Reasons You're Not Ripped | Muscle & Fitness" with the URL "www.muscleandfitness.com/workouts/...tips/3-reasons-youre-not-ripped". The third result is "How To Get Ripped & Cut: Diet & Workout Tips - BuiltLean" with the URL "www.builtlean.com/2011/05/11/how-to-get-ripped-and-cut/".

Google

how to get ripped

Web Videos Images Shopping News More Search tools

About 21,200,000 results (0.33 seconds)

To **get ripped**, you must first concentrate on your nutrition (for more information on nutrition for fat loss, review 3 Key Factors For Effective Fat Loss). Once your diet is sorted out, then you turn to your training. If you do no other exercise in your attempt to lose body fat, do resistance training. 9 Oct 2015

[The Essential 8: Exercises That Will Get You Ripped](http://www.bodybuilding.com/fun/essential-8-exercises-to-get-ripped.htm)
www.bodybuilding.com/fun/essential-8-exercises-to-get-ripped.htm

Feedback

[The New Rules for Getting Ripped - Men's Fitness](http://www.mensfitness.com/training/lose.../the-new-rules-for-getting-ripped)
www.mensfitness.com/training/lose.../the-new-rules-for-getting-ripped ▾
The New Rules for **Getting Ripped**. Forget inconvenient diets and three-hour gym sessions. Score the six-pack abs and body you've always wanted by following ...
Keep the Carbs - 5 Fats You Shouldn't Fear - Will Drinking Alcohol Destroy ...

[3 Reasons You're Not Ripped | Muscle & Fitness](http://www.muscleandfitness.com/workouts/...tips/3-reasons-youre-not-ripped)
www.muscleandfitness.com/workouts/...tips/3-reasons-youre-not-ripped ▾
3 Reasons You're Not **Ripped**. **Get** chiseled and build lean muscle by avoiding these 3 common workout mistakes. joe wuebben muscle & fitness senior ...

[How To Get Ripped & Cut: Diet & Workout Tips - BuiltLean](http://www.builtlean.com/2011/05/11/how-to-get-ripped-and-cut/)
www.builtlean.com/2011/05/11/how-to-get-ripped-and-cut/ ▾
11 May 2011 - Losing fat without losing muscle (the key to **getting ripped** of course) is primarily a nutritional challenge. The Energy Balance Equation – a scientifically proven fact – states that if you eat less calories than you burn, you will lose weight. If you eat more calories than you burn, you will gain weight.
How Many Calories Should ... - How Much Muscle Can You ... - Strength Circuits

Grab your 9 favorite methods and rewrite them into your Word document. Throw in a copyright disclaimer so you

can sue anyone that distributes your eBook without your consent.

Finally, save your product as a .pdf. Next, upload your book to a file-host such as [Zippyshare](#) or [Mega](#). Make sure that you set your upload to “Private” so that your link isn’t put onto Google.

#2. Find Hot Content Within Your Niche -

You’ll employ the same method as earlier. Use Google Trends to find what’s hot. If you’ve started a dieting site, you could look for celebrities in the news that look especially attractive. Using their name as the selling point, you could then put out a new eBook called 5 Ways To Get Slim: Like Kim K at VMAs – or something like that!

- [Using Google Trends: In-depth Tutorial \(video\)](#)

Driving Traffic To Your Website

So, you've got your site up, you've written a little information about your product, and you've locked the download link for people that want it. Next up, you **need some traffic**. This is hard for many; however, there are good methods available.

#1. Search Engine Submissions -

First of all, you need to submit your site to the search engines. Otherwise people can't find you. Here's a list of a few:

1. [Google Submit URL](#)
2. [Bing Submit URL](#)
3. [Yandex Submit URL](#)

If you go through each search engine's webmaster's dashboard than you'll also be able to [submit your sitemap](#), which has a number of benefits.

#2. Get On Social Media -

Create pages on social media. Most people are on social media networks, so put yourself out there too. Simple. The first obvious few are: [Facebook](#), [Google+](#), and Twitter. However, [Pinterest](#) is fantastic too. It's great for pictures especially. Any good site or reputable business will have a social media account. It's an incredibly overlooked SEO indicator. Social media is a great tool for keeping in touch with your customers. They can follow you, share your content, which helps you rank better on search engines.

#3. Make Videos And Post Them On YouTube -

[YouTube](#) is the second largest search engine in the world – and it's all videos. It's bigger than [AOL](#), [Bing](#), and Yahoo. Videos are great marketing tools. You can influence your viewers to buy things. More importantly, you can tell them about how your fantastic diet eBook is available for free when they sign-up to a simple offer. People love free stuff, right? Right.

If you've never made a video before, you can pick one up for \$5 from [Fiverr.com](https://www.fiverr.com). \$5 is pennies to pay for a high-quality video with a voice-over, especially when you could make more than that after one download!

[Video Testimonials on Fiverr](#) – Great for generating product reviews.

It's important that you optimize your YouTube videos. Read this article on [how to rank YouTube videos quickly and effectively](#).

#4. Boost Your YouTube Videos And Your Website -

This is the most important part of getting traffic to your locked content.

You need to boost it. You need to increase views, subscribers, and likes. You also need to increase the comments – good comments. The best place for this is [SEOClerks](#). Click the link and you'll see what I mean first hand. You can get YouTube packages including a few 1000

views, 100s of subscribers, 100s of comments, and likes for \$1-\$5. It's a measly investment to rank your YouTube videos #1 for the keyword that you're aiming at.

There are also other services available where the sellers will boost your site to the page 1 of Google. Obviously, this presents a very strong possibility to make money.

Optimizing Your Offers

Once your traffic starts rolling and you start making some money, then you need to optimize your offers. You don't want to end up being paid pennies when you could be earning dollars for each download.

[How To Optimize Your Offers To Earn More Per Lead On CPAGRIP](#) (video)

And that's all...

Quick TIP :

If you are not willing to create custom website of your own at first , You can start with 0 cost as well.

In this case, you need to open free website on [Blogger.com](https://www.blogger.com) or [Wordpress.com](https://www.wordpress.com) .

For Free Blogger Website Tutorial :

- <https://www.youtube.com/watch?v=5MxpgN7B6m8>

For Free Wordpress Website Tutorial :

- <https://www.youtube.com/watch?v=tNkiX0lpDUI>

Then follow the same guidelines above .

By this way, you can start from zero cost , Then after making some money, you can start in solid mode for scaling up in large form.

Hope you have enjoyed the course. Just remember , everything seems hard before its being finished or started.

You must need to take massive action to see result !

To your Success



- A.I Saikat