

## **WARRIORPLUS AFFILIATE GURU**

I am Bithi karmakar, a lady from India. I am 40 years old. I have told you the story how i am in affiliate marketing. I have bought a product which was one on coaching was done by William Motley, Ivy Livingstone and Lukmankim. They are just awesome to teach everything to make it happen. I will be grateful to them for the rest of life.

By the way, after my success, I have made solid persistence way to make affiliate sales and commission from warriorplus. I asked my methors if i can share it as product or not ?

They gave me the green signal !

So, I am here to share my full formula to become a good affiliate marketer in warriorplus.

- Bithi karmakar

Making money online is very trending now a days. There are some obvious reasons behind it as making money with just laptop and internet connection is very charming to everyone.

But this is not as easy as well as not too hard if you are correctly guided.

As all of you are reading this are know about [WarriorPlus](#). In fact 90% of yours have an account as it is free to open from anywhere in the world.

WarriorPlus is a great place to do **affiliate marketing and making handsome money with it.**

Just You need to know about exact traffic source to promote your affiliate offers.

And as a beginner , everyone prefer - **FREE Traffic**

If you know how to get free traffic and know how to utilize that traffic into SALES -

Then making money with WarriorPlus is very very very **EASY**.

-----


### **Let's Start to The Process :**


1. **Opening WarriorPlus Account** : First of all we need to open a free account on warriorplus.


It's very easy to open an account :)

# Warrior+Plus

## CREATE AN ACCOUNT








☒ Notify me of special offers and updates

☐

I'm not a robot

  
reCAPTCHA  
[Privacy](#) - [Terms](#)

Create Account

2. Secondly You have to find good offers that are well converting.
3. First go to Affiliate Section and then Offers Section.

[Marketplace](#)
[Vendors](#)
[Affiliates](#)
[Deal of the Day](#)
[Support](#)

[Affiliates](#)
[offers](#)
[get links](#)
[stats](#)
[transactions](#)
[contests](#)
[launch calendar](#)
[jv center](#)

## Affiliate Offers

Show: All Offers

Offer Title / Keyword

Vendor Name

Sort by

Filter

Pulse Score

Reset

Search

All Offers

Results: 1-100 of 5,357

Product / Vendor	Launch Date	Sales	Conv. Rate	Visitor Value	Avg. Sale	Comm. Rate	Refund Rate	?
Want more exposure for your affiliate offer? <a href="#">Advertise here »</a>								
	2018-03-11	2000+	11%	\$2.47	\$22.35		2%	98.79
	2018-03-13	1000+	12%	\$2.33	\$20.05		5%	63.52
	2018-03-16	500+	12%	\$2.46	\$19.69		0%	46.48

4. You will see many offers , you have to chose via following category

- Sale [ **must be 100+**  ]
- Conversion rate [ **over 6-7% +**  ]
- Refund rate [ **below 8%**  ]

5. Then you need to **approved** first to promote any offer from the vendor. For this , you have click on ' **REQUEST** ' button for submitting approval request .

Here you can also the option to see the sales page of the offer . You will find the sales page link on this page like this way -

## Affiliate Offer Details

**Post 2 Profit**

You must be approved by jkennedy to promote this offer. [Request Approval](#)

[Overview](#) [Products \(4\)](#) [View Sales Page](#)

Discover how Helen is earning a minimum of \$400 per week without a website, simply making 2 posts a day.

**Contents:** [ebook](#) [audio](#) [video](#) [website / membership](#)

**Categories:** Platforms » Other, Marketing Education » Social Media, Marketing Education » Traffic

**Keywords:** Social Media

PERIOD !

-----

After getting approval for the offer , you will get your **affiliate link for the offer/product.**

So, you ready to promote and can earn commission by promoting and getting sales !

You will enjoy the the 75-100% commission for the offer [ in case of front end offer ]

And also 50% for OTOs

There are lot of opportunities to make money with warriorplus. That's why i liked it **BEST.**

-----

## NOW THE MOST MANDATORY is TRAFFIC !

Cause without traffic, everything is ZERO !

Don't worry , we will use **100% free traffic** and super targeted traffic !

You know what the best targeted traffic is what ?

It's **GOOGLE Search Traffic.**

That means they already know about the product and they just go to google to know more about the product .

That's why, they are the best buyer , if you get them.

## WHY and HOW ?

-----

There are lot of products releasing on WarriorPlus everyday . When released , lot's of **email marketer** promoted those good products via their email list.

After that , some people buy instant and others of the email receiver search for the product on Google to ensure what it is really about !

What's about the market thinks about the product.

These Google searcher People are the **BEST traffic to buy these products.** The more you can sell, the more commissions you will make !

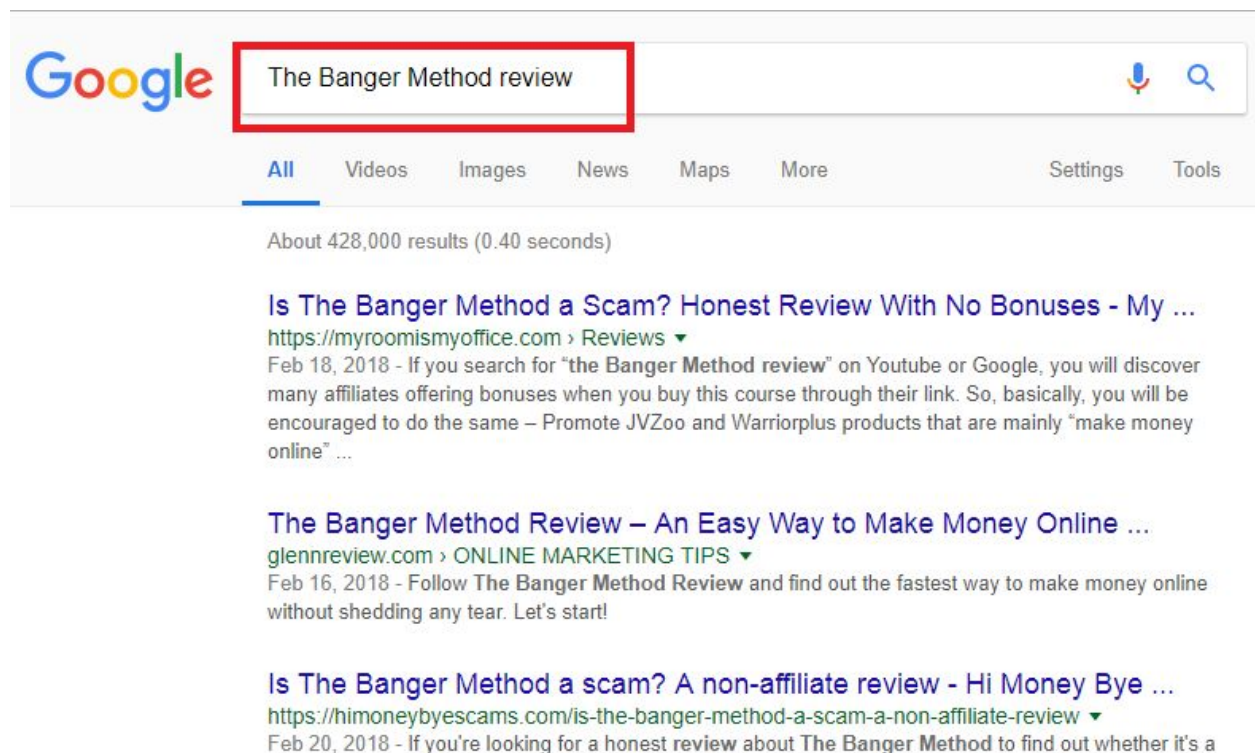
-----

So , We have something on Google Search for specific product as those buyer people can find the content and go through our affiliate link and buy the products.

## **BUT HOW ?**

In, these case , most the people will search ‘ Product Name review ‘ Keyword for searching.

Suppose, Product name is ‘**The Banger Method**’ - So, the google keyword will be ‘**The Banger Method Review**’



Still there is a **PROBLEM !**

A lots of marketer knows about this but they can't make sales !

## WHY ?

Cause they don't know how to **rank a post on Google** .

Cause It's normal in this case, as 90% of marketer trying to **buying domain and hosting, doing SEO** and wait month after months. It's a LOOOOOONG process !

So, 90% **QUIT !**

BUT **GOOD NEWS** IS !

You **don't need** any website or SEO related issue in our Method. And You don't need to wait for a long time.

We have developed a Method, by which we can get these Buyer traffic from **Google !**

-----

MAIN Game **STARTS !**

-----

First you have to create free account on

1. [Steemit](#)
2. [Meetup](#)
3. [Medium](#)
4. [Linkedin](#)

These sites will act like **parasite**.



**You won't have to do SEO or wait for long time as personal website.**

As these sites are High authentic and Very very good alexa and lots of Backlink.

And these websites allow us to post personal content on their post area.

So, It will rank like **MAGIC !**

- You must need to include ' **Product Name Review** ' in the Title and some tagline to attract

Now , You question is how will i get content for the post.

As i said , You have the **Sales Page link** for every product.

So, it's very easy to get content for your post. Just go the Sales page and make your own post to promote.

Put 3 Times [ **CLICK HERE TO LEARN MORE >>** ] and linked this call to action text with your product affiliate link.

**So**, as your post ranked under those sites, people will read your post and visit the sales page **through your affiliate link** and if they buy, you will get **commissions**

EXPLAINED

-----

Now I am explaining your task. You just need to work for 1 product in a day.

Writing content from **sales page** will take **maximum 30 minutes** and you have to post the content for one product to those sites

The whole processing will **take 2 hours**.

But after **30 days**, You will have 30 products ranked on Google under those 4 sites , that means **120 angels** visibility for every moments !

And it will **increase** !

-----

**Don't Worry** about - How will you write the review content ! I am giving some examples .

You can get the idea on how to write a killer review content from sales page. It's very easy as you have **sales page to write** :)

<https://flashreviewz.com/edu-print-profits-review/>

<https://reviews-bonuses.net/edu-print-profits-review/>

<https://www.thewolfofonlinemarketing.com/affiliate-psycho-review/>

<http://glennreview.com/affiliate-psycho-review/>

You can get the idea by reading these review articles

-----

**Okay, Now you can now know how to make the review content and what will be the title.**

So, Now you need to know how to post review content on those 4 different sites ( **Linkedin, Medium, Steemit, Meetup** )

As I have told to open free accounts on these websites as we have to post on these sites.

1. **Linkedin** : It is the Biggest business and employment based website , having over **5 million + members**. It allows member to post article and it will be rank on Google like magic . I will tell you the **very secret** to rank it in a hour !

To post an article on linkedin is very easy, By the way i am giving you guideline of posting :

<https://www.linkedin.com/pulse/6-steps-publish-your-first-linkedin-post-michael-luchies>

2. **Medium** : Medium is very popular way to express your writing and explore to the audience. That's why it's called medium . The the good news is you can post your article to Medium and it will rank on Google in the same way which i will **tell you just later**.

It's also very easy to post on Medium tho i am giving you the guideline on how to post on medium :

<https://help.medium.com/hc/en-us/articles/225168768-Write-post>

3. **Steemit** : Steemit is blogging and social networking platform and has great impact on Google search and we can also post on steemit and get that post ranked on Google

<https://steemit.com/steemit/@shadowgem/how-to-post-on-steemit-a-beginners-guide-and-request-for-additional-posting-tips>

4. **Meetup** : Meetup is basically events based website and is very popular. We can post our article as event. If you can leave meetup as ( LinkedIn, medium and Steemit is enough ) . But still you can rank the meetup post.

Here's how you can post on meetup

<https://www.meetup.com/help/article/865540/>

Create Event from here : <https://secure.meetup.com/create/>

-----

**N.B** : You must need sign up with every websites to post !

-----

**Ranking :**

-----

This is the main Work. You need to rank every posts of your products on Google, then you will get traffic. For this many **algorithm** works. For me, it works best and you will get lots of targeted traffic from doing these.

After posting on LinkedIn or medium or Steemit or meetup, You have to do some work.

Suppose, You have post on LinkedIn, so you have that **post URL** and title and content body .

Now You have to **Ping that URL** first to these pinging sites :

1 <https://pingler.com/>

2 <http://pingomatic.com/>

- 3 <http://pingoat.net/>
- 4 <http://pingfarm.com/>
- 5 <http://www.indexkings.com/index.php>
- 6 <http://www.masspinger.com/>
- 7 <http://free-backlinks.net/ping-my-url.html>
- 8 <http://free-backlinks.net/free-backlink-generator.html>
- 9 <http://www.pingmyurl.com/social/>
- 10 <http://www.pingmyurl.com/html/googleping.html>
- 11 <http://pingmylink.com/>
- 12 <http://www.kunius.com/>
- 13 <http://onehourindexing.co/tryit/>
- 14 <http://blo.gs/ping.php>
- 15 <http://ping.in/index.php>
- 16 <http://www.massping.org/>
- 17 <http://www.rankontoponline.com/MP/>
- 18 <http://googleping.org/> (more than 5 times)

Don't waste time if any of these don't accept your URL, skip and do the rest.

And then You have to **Boost up the post**. For this purpose, you have to submit to these websites, it will give the ranking stability :

- 1 <http://urlquery.net/>
- 2 <http://lang-8.com/>
- 3 <http://www.koinup.com/>
- 4 <http://h.hatena.ne.jp/>
- 5 <http://www.style-python.fr/PasteBin/new/>
- 6 <http://b.hatena.ne.jp/>
- 7 <http://pastebin.ca/new.php>
- 8 <http://serif.hatelabo.jp/>
- 9 <http://linkexchange.org.ua/newticket>
- 10 [www.strava.com](http://www.strava.com)
- 11 <https://nopaste.me/>
- 12 <http://www.listal.com/>
- 13 <http://clipboard.space/>

- 14 <http://paste2.org/>
- 15 <https://hubpages.com>
- 16 [www.tumblr.com](http://www.tumblr.com)
- 17 <https://plus.google.com/>
- 18 <http://paste4btc.com/>
- 19 [www.fb.com](http://www.fb.com)
- 20 <http://www.deviantart.com/today>
- 21 <http://www.scoop.it/>
- 22 <http://groupspaces.com/>
- 23 <https://bandcamp.com>
- 24 [www.pinterest.com](http://www.pinterest.com)
- 25 [www.twine.fm](http://www.twine.fm)
- 26 <http://snipplr.com/>
- 27 <http://pastebin.com/>
- 28 <http://linkovete.com/>
- 29 <https://paste.kde.org/>
- 30 <http://paste.rohitab.com/>

31 <http://lpaste.net/>

32 <http://bitbin.it/>

33 <https://friendpaste.com/>

34 <http://paste.lisp.org/>

35 <http://pasteall.org/>

36 <https://gist.github.com/>

37 <https://jsfiddle.net/>

39 <http://spnbabble.sitepronews.com/>

40 <https://www.quickleak.se/>

If you only want to rank up LinkedIn post, then it's done, and if you also rank the medium post, then you have to do the same process for the medium post also and same for steemit and meetup also.

It's depend on your traffic need !

As you rank one of them for a product by doing the above process, it will give you a lot of exposure and if you do it for 2 of them then it be 2 times more and if you do it all of them , it will be 4 times more.

**Just imagine**, it will be happen for only one good converting product , lots of products you can promote



So, VAST the opportunity.

You can also outsource the same time consuming work by anyone by telling what to do.

So, It's depend on **how much money you want to make !**

-----

Like others method, it's not like doing nothing. Keep remember, if you want to make money , you have work. Doing Nothing, making money is just dream. So, It's upon you !

If you take action, You will make money for **SURE !**

This Method is Proven and i personally making money with this. So, It's your chance to Do !

**To Your Success -**



- Bithi karmakar

**WAIT**

I have an unannounced **BONUS** for You. I have been permitted to give one of my mentor's product.

The name of this Product is **EASY TRAFFIC MACHINE !**

This is very amazing product as you can learn many ways of making money in a single product.

**[DOWNLOAD FROM HERE >>](#)**

<http://trainingwithvick.com/wp-content/uploads/2017/08/EASY-TRAFFIC-MACHINE.pdf>

- **All the BEST !**